

# *Tutorial in 17<sup>th</sup> ACCV 2024.12.09*

## From Machine-Machine Comparison to Human-Machine Comparison: Adapting Visual Turing Test in Visual Object Tracking

### Prof. Xin Zhao (赵鑫)

- Professor in University of Science and Technology Beijing (USTB)
- <https://www.xinzhaoui.com/>
- xinzhao@ustb.edu.cn

### Dr. Shiyu Hu (胡世宇)

- Research Fellow in Nanyang Technological University (NTU)
- <https://huuuuusy.github.io/>
- shiyu.hu@ntu.edu.sg



Scan to download  
this tutorial PPT



## Prof. Xin Zhao (赵鑫)

- Professor in University of Science and Technology Beijing (USTB)
- <https://www.xinzhaoai.com/>
- [xinzhao@ustb.edu.cn](mailto:xinzhao@ustb.edu.cn)

Prof. Xin Zhao received his PhD degree from the University of Science and Technology of China (USTC) in 2013. His research interests include video analysis and performance evaluation, especially for object tracking tasks. He has published the international journal and conference papers, such as the IJCV, IEEE TPAMI, IEEE TIP, IEEE TCSVT, CVPR, ICCV, NeurIPS, AAI, IJCAI. Recently, he has mainly conducted research on human-computer vision evaluation. He has built several widely-used computer vision benchmarks (i.e., GOT-10k, VideoCube, SOTVerse, Biodrone, etc.) with online evaluation platforms. He has regularly served as program committee member or peer reviewer for the following conferences and journals: CVPR, ICCV, ECCV, ICML, NeurIPS, ICLR, IJCV, IEEE TPAMI, IEEE TIP, IEEE TMM, etc.



## Dr. Shiyu Hu (胡世宇)

- Research Fellow in Nanyang Technological University (NTU)
- <https://huuuuusy.github.io/>
- shiyu.hu@ntu.edu.sg

Dr. Shiyu Hu received her PhD degree from the University of Chinese Academy of Sciences in Jan. 2024. She has authored or coauthored more than 20 research papers in the areas of computer vision and pattern recognition at international journals and conferences, including TPAMI, IJCV, NeurIPS, etc. Her research interests include computer vision, visual object tracking, and visual intelligence evaluation.

# CONTENTS

- Introduction
- Part 1. Visual Object Tracking Task
- Part 2. Experimental Environments
- Part 3. Algorithms and Traditional Machine-Machine Comparisons

## **Time Break (about 20 minutes)**

- Part 4. Human Visual Abilities and Visual Turing Test
- Trends and Future Directions



Scan to download  
this tutorial PPT

# CONTENTS

- **Introduction**
- Part 1. Visual Object Tracking Task
- Part 2. Experimental Environments
- Part 3. Algorithms and Traditional Machine-Machine Comparisons
- Part 4. Human Visual Abilities and Visual Turing Test
- Trends and Future Directions



Scan to download  
this tutorial PPT

# Introduction

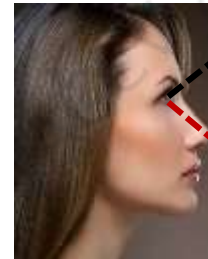
- What is Visual Object Tracking?



Humans are “**visual animals**”

- **Visual information: 83%**
- Auditory information: 11%
- Olfactory information: 3.5%
- Taste information: 1%
- Tactile information: 1.5%

Static Visual Ability (SVA)



*Detection, recognition, classification ...*

Dynamic Visual Ability (DVA)




*Tracking*

**Visual object tracking (single object tracking) is a basic function of the human dynamic visual system.**

# Introduction

- What is Visual Object Tracking?



- **Definition:** Provides only the initial position of a moving object, and continuously locates it in a video sequence.
- **Characteristics:**
  - **Sequential decision:** locating the target with the help of previous frames
  - **Category agnostic:** without any assumption about the target category (open-set setting)
  - **Instance-level prediction:** need to distinguish the target from others (including objects in the same category)

# Introduction

- **Why is VOT Important?**

- **Real-world demands:** More **intelligent and robust** visual tracking systems are needed to adapt to complex real-world environments.



**Autonomous driving:**  
Tracking vehicles or pedestrians to ensure road safety.



**Video surveillance:**  
Real-time tracking of suspicious targets in security systems.



**Robot vision:**  
Robots track objects through vision systems to interact with the environment.

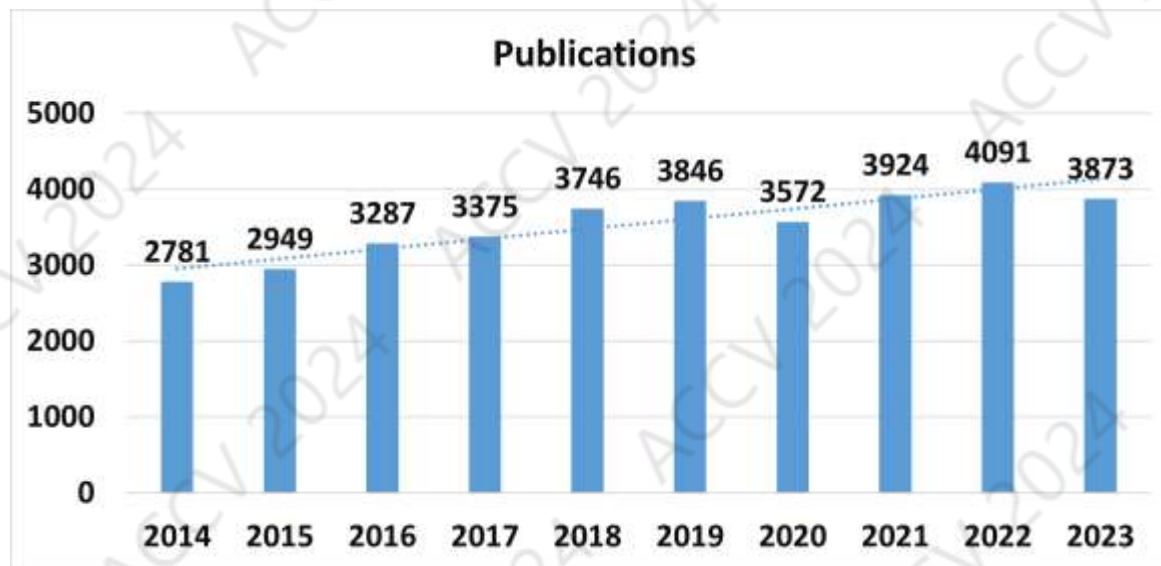


# Introduction

- Why is VOT Important?

- Academic hotspots:

- The graph shows a consistent growth in publications related to “object tracking” over the past decade. Despite minor fluctuations, the overall trend is upward, indicating **sustained interest and ongoing research** in the field.
- This growth reflects the **increasing attention** to visual object tracking, driven by advancements in deep learning and AI technologies.

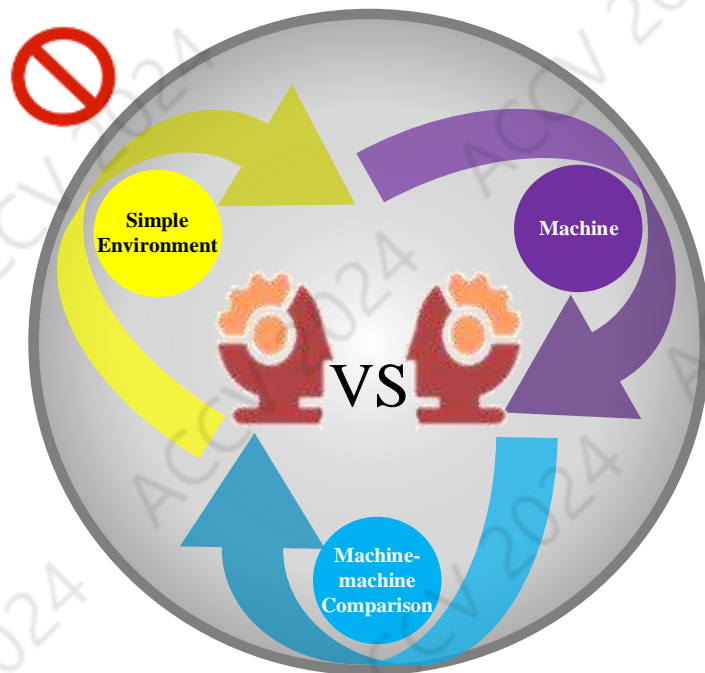


*Increasing number of publications in object tracking from 2014 to 2023. (Data from Web of Science, allintitle: object tracking.)*

# Importance of Evaluation Techniques

- **Lagging Evaluation Techniques**

- **Inadequate Current Evaluation Standards:** Most evaluations **focus on performance but ignore intelligence**. The evaluation is restricted to **machine-to-machine comparisons within simple environments**.

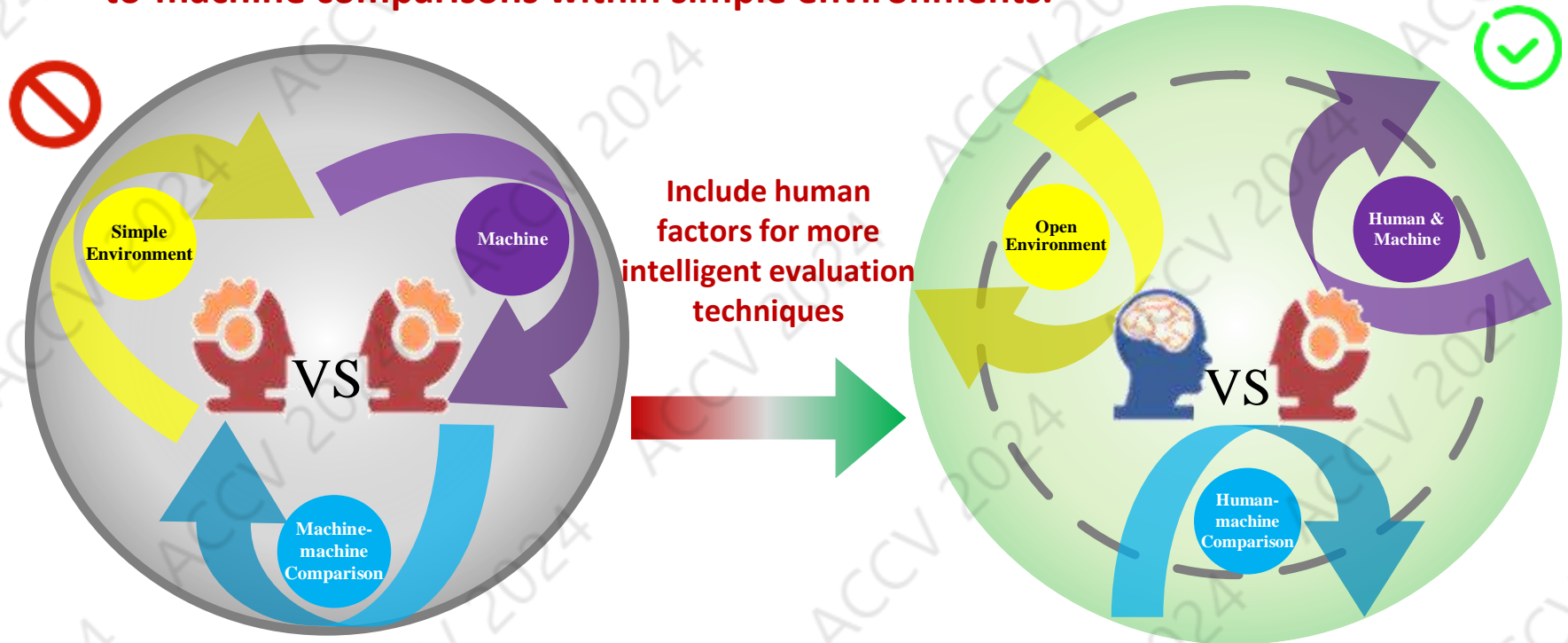


- **Environment:** Current evaluations often use **simple and controlled** environments, which fail to represent the complexities of real-world scenarios.
- **Executor:** The focus is mainly on the **machine's performance**, with little consideration for human capabilities.
- **Evaluation:** Most systems rely on **machine-to-machine comparisons**, which do not fully reflect human-level intelligence or decision-making processes.

# Importance of Evaluation Techniques

- Lagging Evaluation Techniques

- Inadequate Current Evaluation Standards: Most evaluations **focus on performance but ignore intelligence**. The evaluation is restricted to **machine-to-machine comparisons within simple environments**.

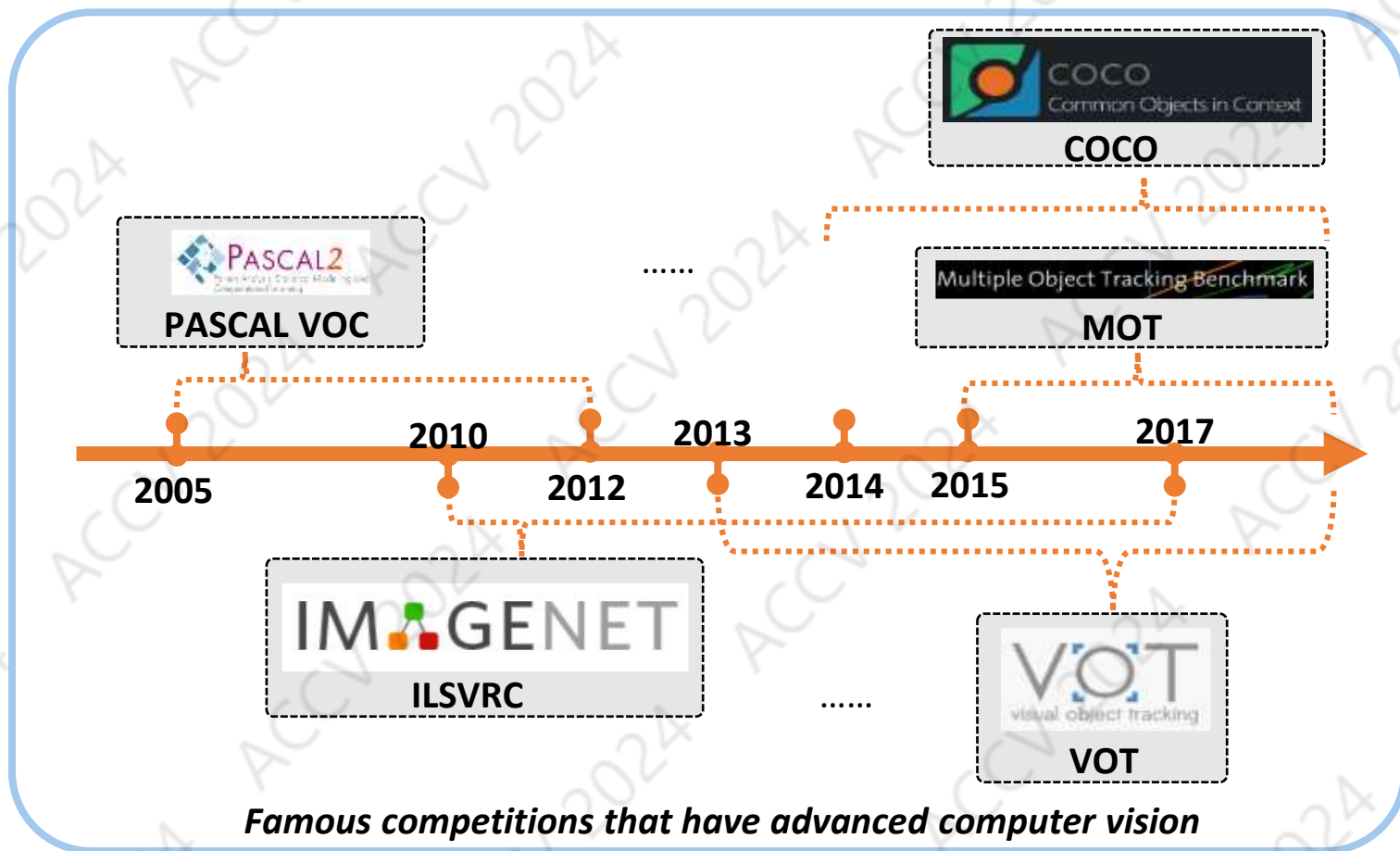


- The environment is more **open** and reflects real-world complexities.
- There is **comparison between humans and machines**, making the evaluation process more holistic.

# Importance of Evaluation Techniques

- Importance of Visual Intelligence Evaluation

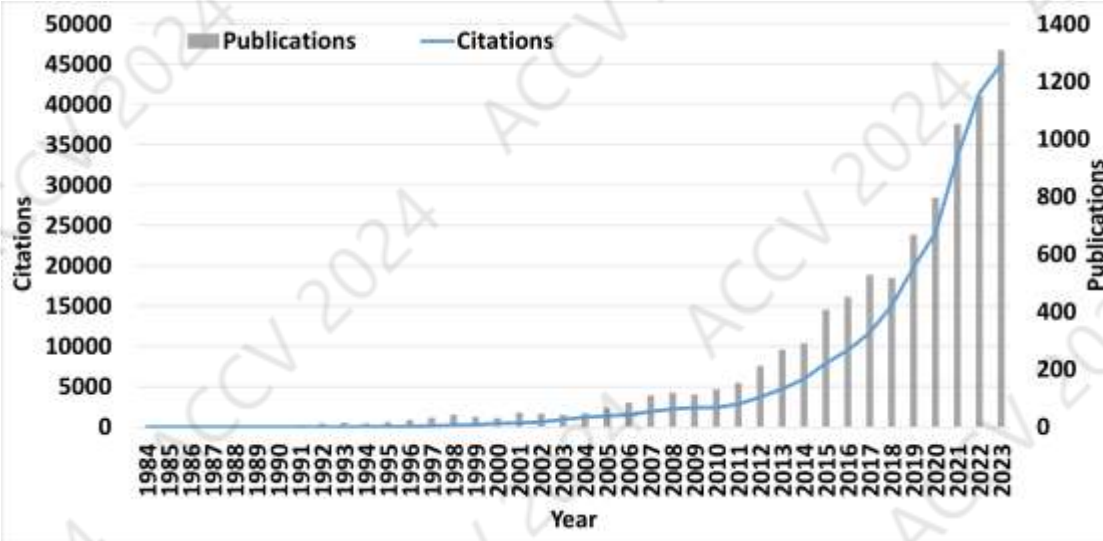
- **Performance Bottlenecks of Algorithms:** Evaluation techniques can **reveal weaknesses** in algorithms across different scenarios and **provide feedback for design optimization**.



# Importance of Evaluation Techniques

## • Importance of Visual Intelligence Evaluation

- **Future Outlook:** The advancement of AI and visual intelligence depends on advanced evaluation techniques. Only through **scientific evaluation** can we **ensure that advancements** in AI and visual intelligence continue at the current pace. Evaluation not only drives innovation but also helps ensure that algorithms meet the complex demands of real-world applications.



*Increasing number of publications and citations in computer vision evaluation from 1984 to 2023. (Data from Web of Science, allintitle: computer vision evaluation.)*



NEURAL INFORMATION  
PROCESSING SYSTEMS

*NeurIPS datasets &  
benchmarks track from 2021*

Call for Papers: Special Issue on Visual Datasets

Guest editors: Xin Zhou, Liang Zheng, Qiang Qiu, Yin Li, Limin Wang, Jose Lezama, Qizhong He,  
Yuechuan Kwon, Baoxi Li, Juecong Han  
Submission deadline: 30 September 2024

INTERNATIONAL JOURNAL OF  
COMPUTER VISION

*Special Issue on IJCV*

# Structure and Goals of the Tutorial

- **Structure**

- **Introduction (this section)**

- **Part 1. Task Definitions and Challenges:** A deep dive into the foundations and challenges of object tracking.

- **Part 2. Categorization of Evaluation Environments:** Examination of the environments used for evaluating tracking algorithms.

- **Part 3. Algorithms and Traditional Machine-Machine Comparisons:** Analysis of existing algorithms and their performance comparisons.

- **Part 4. Human Visual Abilities and Visual Turing Test:** Discussion on human-machine comparison frameworks and the introduction of the Visual Turing Test concept.

- **Trends and Future Directions**



# Structure and Goals of the Tutorial

- **Goals**

- Help participants understand visual intelligence **evaluation techniques** in visual object tracking.
- Discuss the **strengths and weaknesses** of existing evaluation mechanisms and offer directions for improvement.
- **Inspire future research** in visual tracking.

## **Expected Takeaways:**

Through this tutorial, participants will gain a **comprehensive understanding** of visual intelligence evaluation techniques.

# CONTENTS

- Introduction
- **Part 1. Visual Object Tracking Task**
  - Task Definition
  - Task Challenge
- Part 2. Experimental Environments
- Part 3. Algorithms and Traditional Machine-Machine Comparisons
- Part 4. Human Visual Abilities and Visual Turing Test
- Trends and Future Directions



Scan to download  
this tutorial PPT




# ***Task Definition***

***Explore the fundamental definitions that shape how we approach human visual tracking ability.***

# Task: Short-term Tracking (STT)

## Visual/Single Object Tracking (VOT/SOT)

- Characteristics: **Sequential decision**, **category agnostic**, **instance-level prediction**.



Human  
Visual  
Tracking



*hidden constraints*

## Characteristics of STT (based on VOT challenge):

- **Single-target**
  - **Model-free**
  - **Causal relationship**
  - **Short-term**
  - **Single-camera**
- extra task constraints*



*A STT demo (≈30s, in single camera)*


**Definition:** Short-term tracking refers to **continuously tracking** a single object within a short sequence, where the **target remains visible** in every frame of the video. It assumes no significant interruptions, occlusions, or camera changes.

Early research **simplified** the task, which is **far away** from human visual tracking ability.

# Task: Long-term Tracking (LTT)

## Visual/Single Object Tracking (VOT/SOT)

- Characteristics: **Sequential decision**, **category agnostic**, **instance-level prediction**.



Human Visual Tracking



## Characteristics of LTT (cancel short-term constraint):

- **Single-target**
- **Model-free**
- **Causal relationship**
- **Single-camera** *extra task constraint*



A LTT demo (≈2mins, in single camera)

**Definition:** Long-term tracking expands single object tracking to longer time sequences, allowing for **temporary disappearance** of the target (due to occlusion or leaving the frame) and **requiring re-detection** when the target reappears. This is in contrast to short-term tracking, which assumes the target is always present in the frame.

# Task: Global Instance Tracking (GIT) ACCV

## Visual/Single Object Tracking (VOT/SOT)

- Characteristics: **Sequential decision**, **category agnostic**, **instance-level prediction**.

model



Human  
Visual  
Tracking



Alignment

## Characteristics of GIT (cancel all extra constraints):

- **Single-target**
- **Model-free**
- **Causal relationship**



A GIT demo (unconstrained time and space)

**Definition:** Global instance tracking extends the task of single object tracking by **removing the assumption of continuous motion**, allowing the target to **move freely** between different scenes and camera views. This task aims to **model human dynamic visual capabilities** in more complex and realistic environments.

Global instance tracking is a more **human-like task**, which allows trackers to **align with human** visual tracking ability.

# ***Task Challenge***

***Discuss the various challenges that arise when performing visual object tracking.***


# Challenges in VOT

- Challenges are widespread in real world

➤ **Challenge Overview:** VOT algorithms rely heavily on **appearance and motion information** of the target. When these are disrupted, it leads to errors in predicting the target's location.



dim light



background clutter



scale / ratio variation



similar object interference



partial occlusion



absent



motion blur



fast motion


# Challenges in VOT

- Challenges in real world → **Robustness issues**
  - SOT is a sequential decision process. The challenging factors in the environment will **cause errors that continue to accumulate** over time, making it **impossible to achieve robust tracking**.



# Challenges in VOT

- Shot-Cut



➤ **Appearance Information Disruption:**

- **Scene Transition:**

- ❑ When there is a shot-cut, **the scene may change entirely**, with the target reappearing in a different context, angle, or lighting.


- ❑ This sudden transition makes it **difficult for the tracker to maintain the target's visual identity**, as the previously known appearance may no longer be applicable.

- **Change in Target Appearance:** The target may also **look different** after the shot-cut due to changes in camera angle or distance, which **disrupts the consistency of visual features** (like size, texture, or shape).



# Challenges in VOT

- Shot-Cut



➤ **Motion Information Disruption:**


- The natural motion path of the target is interrupted during a shot-cut, leading to **a loss of temporal continuity**.
- The tracker cannot rely on motion data from the previous shot, forcing it to **re-detect the target** in the new frame.

**Effect on Tracking:**

The tracker must employ **robust re-detection mechanisms** to quickly locate the target in the new shot. Additionally, **context adaptation is necessary** to handle changes in scene and lighting conditions.

# Challenges in VOT

- Occlusion and Target Disappearance



➤ Appearance Information Disruption:

- **Partial Occlusion:** When the target is partially blocked by another object, the algorithm **loses crucial visual information** like texture or color, making it **harder to maintain a precise appearance model**.
- **Full Occlusion:** If the target is completely occluded, the tracker **loses all appearance data**, forcing the algorithm to **rely on motion models or prediction** until the target reappears.

# Challenges in VOT

- Occlusion and Target Disappearance



➤ **Motion Information Disruption:**

- **Occlusion Causes Loss of Motion Data:** When the target is occluded, the **motion data becomes unavailable or unreliable**, making it **difficult to predict the target's future location**.
- **Target Disappearance:** When the target leaves the field of view or remains fully occluded for an extended period, the algorithm **must handle re-detection**. If it fails, the tracker **may lose the target permanently**.

**Effect on Tracking:**

The tracker **must adapt to occlusions by predicting the target's likely path using motion models**. Once the target reappears, the tracker should **quickly re-detect it to avoid losing track**.

# Challenges in VOT

- **Lighting Changes**



- **Appearance Information Disruption:**

- Changes in lighting (e.g., moving from a brightly lit area to a shaded region) can **drastically alter the target's appearance**. These changes may cause the target's color, texture, or overall brightness to differ significantly from its original appearance.

- **Motion Information Disruption:**

- Poor lighting can **obscure motion information**, making it more challenging for the algorithm to correctly interpret the speed and direction of the target's movement.

## Effect on Tracking:

Algorithms must **incorporate adaptive lighting models to handle drastic changes**. Inconsistent lighting can confuse the tracker, leading to incorrect target predictions.

# Challenges in VOT

- Background Clutter



## ➤ Appearance Information Disruption:

- Visual Similarity to Background:

- ❑ When the target's appearance (e.g., color, texture) is similar to background elements, the tracker may **struggle to differentiate the target from its surroundings**.

- ❑ This makes it difficult to maintain a clear distinction between the target and background.

- Distraction by Non-Target Objects:

- ❑ In a cluttered background, there **may be many objects that distract the tracker**, especially if these objects have similar visual features.

- ❑ This confusion can **lead to the tracker locking onto the wrong object or losing the target**.

# Challenges in VOT

- **Background Clutter**



- **Motion Information Disruption:**

- **Interference from Moving Background Elements:**

- ❑ In dynamic environments (e.g., busy streets or crowded places), **background objects in motion can confuse the tracker.**
- ❑ The movement of background elements can be misinterpreted as the movement of the target, **leading to errors in motion prediction.**

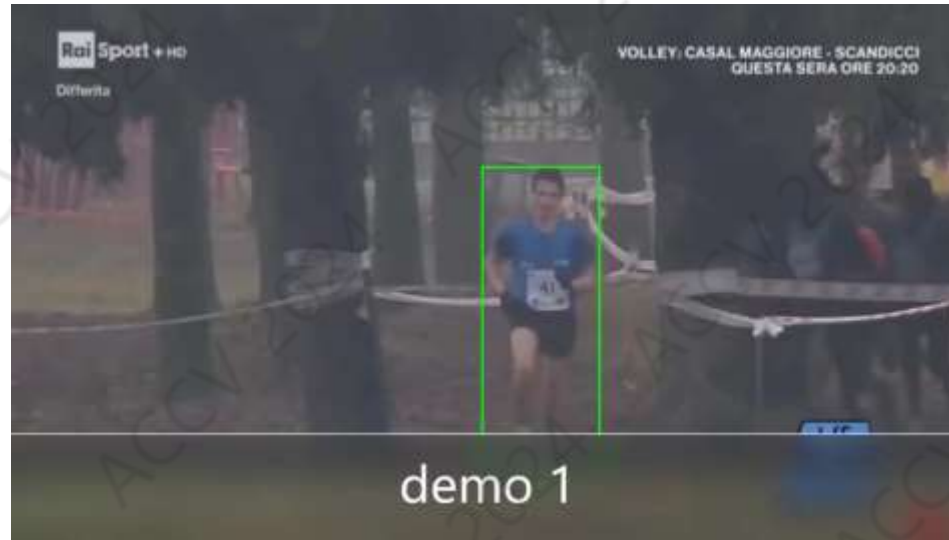
- **Occlusions by Background Objects:** In some cases, cluttered backgrounds **may temporarily occlude the target**, making it harder for the tracker to estimate the correct motion path.

## Effect on Tracking:

**Robust appearance models** and **motion prediction techniques** are required to distinguish the target from the background in cluttered environments.

# Challenges in VOT

- **Fast Motion**

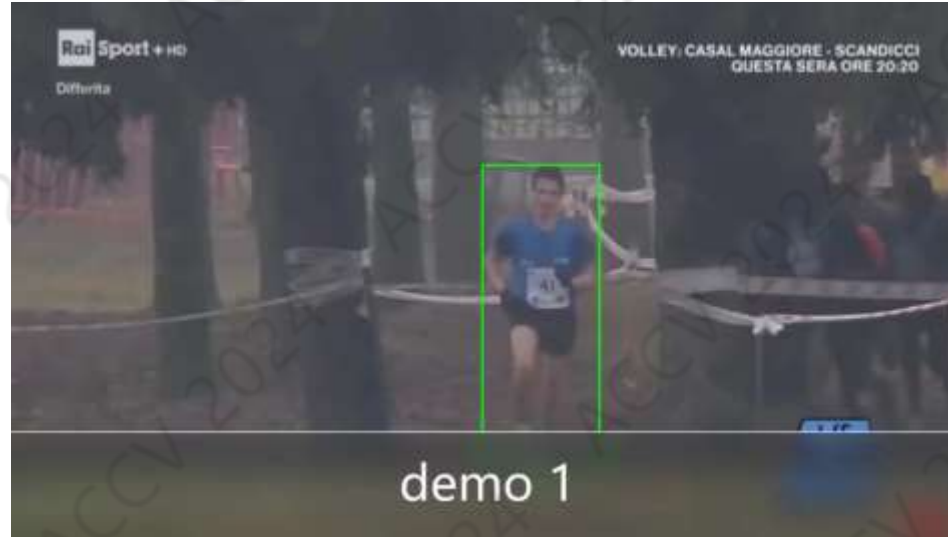


## ➤ Appearance Information Disruption:

- **Motion Blur:** When the target moves quickly, **motion blur may occur**, causing the visual details (e.g., texture, edges) of the target to become indistinct. This makes it **difficult to maintain a consistent appearance model** of the target.
- **Loss of Visual Features:** In cases of extreme speed, the target may move across frames too quickly, resulting in **a loss of critical visual features** such as shape or color, which the tracker relies on for identification.

# Challenges in VOT

- **Fast Motion**



➤ **Motion Information Disruption:**

- **High-Speed Movement:** Fast motion makes it **difficult to predict the target's movement accurately**. Traditional motion models may fail to keep up with the rapid changes in the target's position, leading to poor tracking performance.
- **Limited Search Window:** Tracking algorithms often use **a defined search window** around the predicted position. If the target moves too fast, **it may exit the search window**, and the tracker may fail to locate it in the next frame.

**Effect on Tracking:**

Algorithms **should have more advanced motion models** that can handle sudden and rapid changes in speed and direction.



# Challenges in VOT

- Special Scale & Special Ratio



## ➤ Special Scale (Small or Large Targets):

- **Small Targets:** When tracking small objects, the algorithm may **struggle to capture enough visual detail**, resulting in poor localization accuracy. Small-scale objects have **fewer distinguishable features**, making them harder for the tracker to differentiate from the background.
- **Large Targets:** Conversely, large targets may **exceed the camera's field of view**, resulting in partial occlusion. The tracker must **handle incomplete information**, often leading to inaccuracies in bounding box adjustments.

# Challenges in VOT

- **Special Scale & Special Ratio**



## ➤ **Special Ratio (Unusual Aspect Ratios):**

- **Tall or Wide Targets:** Objects with extreme aspect ratios (e.g., very tall or wide) challenge the tracker's ability to accurately fit bounding boxes. Standard tracking models often **struggle with highly elongated objects**, leading to **misalignment of the predicted bounding box with the actual target**.
- **Inconsistent Bounding Box Fitting:** The algorithm's reliance on intersection-over-union (IoU) measures means that special ratio targets often result in poor performance when **the bounding box cannot closely match the target's shape**.

### **Effect on Tracking:**

**More flexible and adaptive bounding box** models are required to improve tracking accuracy for objects with special scale and ratio characteristics.

# Challenges in VOT

- Scale Variation & Ratio Variation



## ➤ Scale Variation:

- **Dynamic Size Changes:** The target's size in the video frame changes as the relative distance between the target and the camera changes. This **leads to fluctuating scale**, making it difficult for the tracker to maintain accurate predictions.
- **Foreground Feature Alterations:** As the target becomes larger or smaller, key visual features (such as edges, textures) may either become more detailed or be reduced in clarity, **complicating feature extraction for the tracking algorithm.**

# Challenges in VOT

- **Scale Variation & Ratio Variation**

- **Ratio Variation:**

- **Shape Alterations:** The target's aspect ratio may shift due to rotations or perspective changes, altering the shape of the object in the frame. This **requires the tracker to adjust its bounding box to fit the new shape**, which can be challenging if the ratio changes are extreme.
- **Bounding Box Fitting Issues:** When the aspect ratio changes dramatically, the tracker **may struggle to fit a precise bounding box**, especially in cases where the target becomes highly elongated or compressed.



## Effect on Tracking:

More adaptive models capable of **real-time adjustments to both scale and ratio changes** are essential to improve tracking robustness in dynamic scenes.

## ➤ Comprehensive Understanding of the Evaluation Task:

- This section introduces visual object tracking (VOT) from two key perspectives—**task definitions** and **task challenges**.
- The goal is to help researchers fully grasp the evaluation task and lay the foundation for intelligent assessment.

## ➤ Constraints in Task Definitions:

- The **inherent constraints** in task definitions **reflect the characteristics** of the tracking task.
- **Changes in these constraints will shift the focus of the evaluation.**  
For example, a change in the duration of tracking (e.g., short-term vs. long-term) could change the way algorithms are evaluated.

## ➤ Task Challenges Represent Difficulties:

- The challenging factors in SOT represent the **primary difficulties**.
- A deep understanding of these factors is crucial for researchers to **accurately identify the performance bottlenecks** of tracking algorithms.

## ➤ Importance of Designing Evaluation Environments:

- Only by understanding the specific task challenges, such as occlusion, fast motion, and scale variation, can researchers **design the right evaluation environments** that test an algorithm's real capabilities.
- Proper evaluation ensures that the algorithm's weaknesses are uncovered, **enabling improvement and refinement**.

# CONTENTS

- Introduction
- Part 1. Visual Object Tracking Task
- **Part 2. Experimental Environments**
  - General Datasets
  - Specialized Datasets
  - Competition Datasets
- Part 3. Algorithms and Traditional Machine-Machine Comparisons
- Part 4. Human Visual Abilities and Visual Turing Test
- Trends and Future Directions



Scan to download  
this tutorial PPT

# ***General Datasets***

***General datasets are designed to test the performance of algorithms under a variety of conditions.***



# General Datasets: Small-scale

- OTB50 (2013) & OTB100 (2015)



- OTB50 is **one of the earliest benchmarks** designed specifically for evaluating SOT algorithms. OTB100 extended OTB50 by including more tracking sequences and covering a broader set of tracking scenarios. OTB provides high-precision annotations using horizontal bounding boxes and includes a variety of tracking challenges such as occlusion, fast motion, and scale variation.
  - **Standardization:** OTB helped **standardize SOT evaluations** by offering a set of predefined benchmarks, enabling researchers to compare their algorithms on a unified platform.
  - **Challenge Annotations:** OTB is annotated with **multiple challenge factors**, making it a comprehensive evaluation platform for early tracking algorithms.

# General Datasets: Small-scale

- TColor-128 (2015)



➤ TColor-128 aims to **evaluate the role of color features** in SOT, particularly in distinguishing targets from complex backgrounds.

- **Focus on Color Features:** Unlike datasets that include grayscale sequences, TColor-128 exclusively **includes color video sequences**, enabling the evaluation of algorithms that rely on color information to differentiate targets.

# General Datasets: Small-scale

- **Limitations**


- While small-scale datasets, like the ones we've discussed, provide valuable benchmarks, they also come with certain limitations that affect the performance of deep learning models.
  - **Data Volume Constraints:** Deep learning models require a **large amount of labeled data** to achieve optimal performance. Many traditional SOT datasets are limited in size, which **constrains the ability of deep learning models to generalize** across diverse scenarios and environments.
  - **Poor Generalization:** Models trained on smaller datasets may suffer from **poor generalization** when tested in more complex real-world environments, especially when faced with **unseen target types** or **challenging conditions** like fast motion or occlusion.
  - **Lack of Diversity:** Small-scale datasets often **lack diversity in both target types and tracking conditions**, which limits the **robustness** of tracking algorithms. This makes it harder for these models to handle new or unexpected scenarios.



**More large-scale tracking datasets with dynamic objects and varied tracking challenges are necessary to enhance the performance of deep learning-based tracking models.**

# General Datasets: Large-scale

- ImageNet-VID (2015) & YouTube-BB (2017)



- Two datasets from video object detection task:
  - ImageNet-VID contains 5,400 video sequences with annotations for one or more moving objects.
  - YouTube-BB includes 380,000 YouTube video sequences with 5.4 million frames annotated at a rate of 1 Hz.
- Despite its large size, these datasets focus on **a small number of object categories** and **includes static objects**, which limits their utility for training dynamic object tracking models.
- To overcome the limitations of small datasets and the static nature of larger datasets like ImageNet-VID and YouTube-BB, there is a need for **more diverse and dynamic large-scale datasets** designed for SOT task.

# General Datasets: Large-scale STT

- TrackingNet (2018)



- TrackingNet is **one of the largest datasets for short-term tracking**, designed to support deep learning-based tracking models.
  - **Filtered for Quality:** The dataset **filters out static objects and noisy segments** from YouTube-BB, focusing on moving objects that are relevant for tracking tasks.
  - **Combines Manual and Automated Annotations:** Uses discriminative correlation filter (DCF) to **automate annotation, combined with manual annotations** for greater precision.

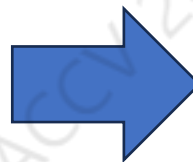
# General Datasets: Large-scale STT

- GOT-10k (2019)

- **SOT Definition:** Provides only the initial position of a moving object, and continuously locates it in a video sequence.
- **SOT Characteristics:**
  - **Sequential decision:** locating the target with the help of previous frames
  - **Category agnostic:** without any assumption about the target category (open-set setting)
  - **Instance-level prediction:** need to distinguish the target from others (including objects in the same category)



There are a large number of **unknown target categories** in the real environment.



**Generalization Challenges**

# General Datasets: Large-scale STT

- GOT-10k (2019)

➤ **Motivation:** Limitations of the existing experimental environment in terms of generalization:

- Weak diversity, non-universal scenarios, **poor generalization ability** (training and test categories completely overlap and have the same distribution)



## LaSOT (CVPR'19)

- 70 object categories
- **Training and testing categories completely overlap and have consistent distribution**



## TrackingNet (ECCV'19)

- 22 object categories
- **Training and testing categories completely overlap and have consistent distribution**

# General Datasets: Large-scale STT

- GOT-10k (2019)

- A large-scale benchmark that covers a wide range of **natural and artificial object categories** and **motion forms** and follows the **open set evaluation protocol**.





# General Datasets: Large-scale STT

- GOT-10k (2019)

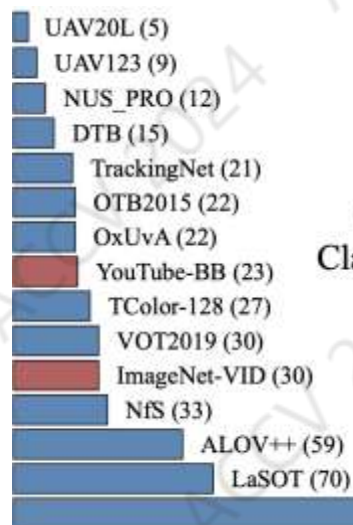
➤ Large-scale, **unified** training, validation, and test sets.

Dataset	Total			Train			Test			Properties		
	Classes	Videos	Boxes	Classes	Videos	Boxes	Classes	Videos	Boxes	Exp. Setting	Min/Max/Avg. Duration (seconds)	Frame Rate
OTB2015 [12]	22	100	59 k	-	-	-	22	100	59 k	casual	2.4/129/20	30 fps
VOT2019 [2]	30	60	19.9 k	-	-	-	30	60	19.9 k	casual	1.4/50/11	30 fps
ALOV++ [21]	59	314	16 k	-	-	-	59	314	16 k	casual	0.63/199/16	30 fps
NUS_PRO [17]	12	365	135 k	-	-	-	12	365	135 k	casual	4.9/168/12	30 fps
TColor128 [16]	27	129	55 k	-	-	-	27	129	55 k	casual	2.4/129/14	30 fps
NfS [14]	33	100	38 k	-	-	-	33	100	38 k	casual	0.7/86/16	240 fps
UAV123 [15]	9	123	113 k	-	-	-	9	123	113 k	casual	3.6/103/31	30 fps
UAV20L [15]	5	20	59 k	-	-	-	5	20	59 k	casual	57/184/75	30 fps
OxUvA [13]	22	366	155 k	-	-	-	22	366	155 k	open + constrained	30/1248/142	30 fps
LaSOT [20]	70	1.4 k	3.3 M	70	1.1 k	2.8 M	70	280	685 k	fully overlapped	33/380/84	30 fps
TrackingNet [19]	21	31 k	14 M	21	30 k	14 M	21	511	226 k	fully overlapped	-/-/16	30 fps
MOT15 [29]	1	22	101 k	1	11	43 k	1	11	58 k	-	3/225/45	2.5~30 fps
MOT16/17 [28]	5	14	293 k	5	7	200 k	5	7	93 k	-	15/85/33	14~30 fps
KITTI [30]	4	50	59 k	4	21	-	4	29	-	-	-	10 fps
ILSVRC-VID [23]	30	5.4 k	2.7 M	30	5.4 k	2.7 M	-	-	-	-	0.2/183/11	30 fps
YT-BB [26]	23	380 k	5.6 M	23	380 k	5.6 M	-	-	-	-	-	1 fps
<b>GOT-10k</b>	<b>563</b>	<b>10 k</b>	<b>1.5 M</b>	<b>480</b>	<b>9.34 k</b>	<b>1.4 M</b>	<b>84</b>	<b>420</b>	<b>56 k</b>	<b>one-shot</b>	<b>0.4/148/15</b>	<b>10 fps</b>

**10k videos, 1.5M manual annotations**

# General Datasets: Large-scale STT

- GOT-10k (2019)
  - 563 types of objects, fully covering common natural and man-made moving objects in **WordNet**.



Number of Object Classes Across Datasets

GOT-10k Statistics of Subtrees

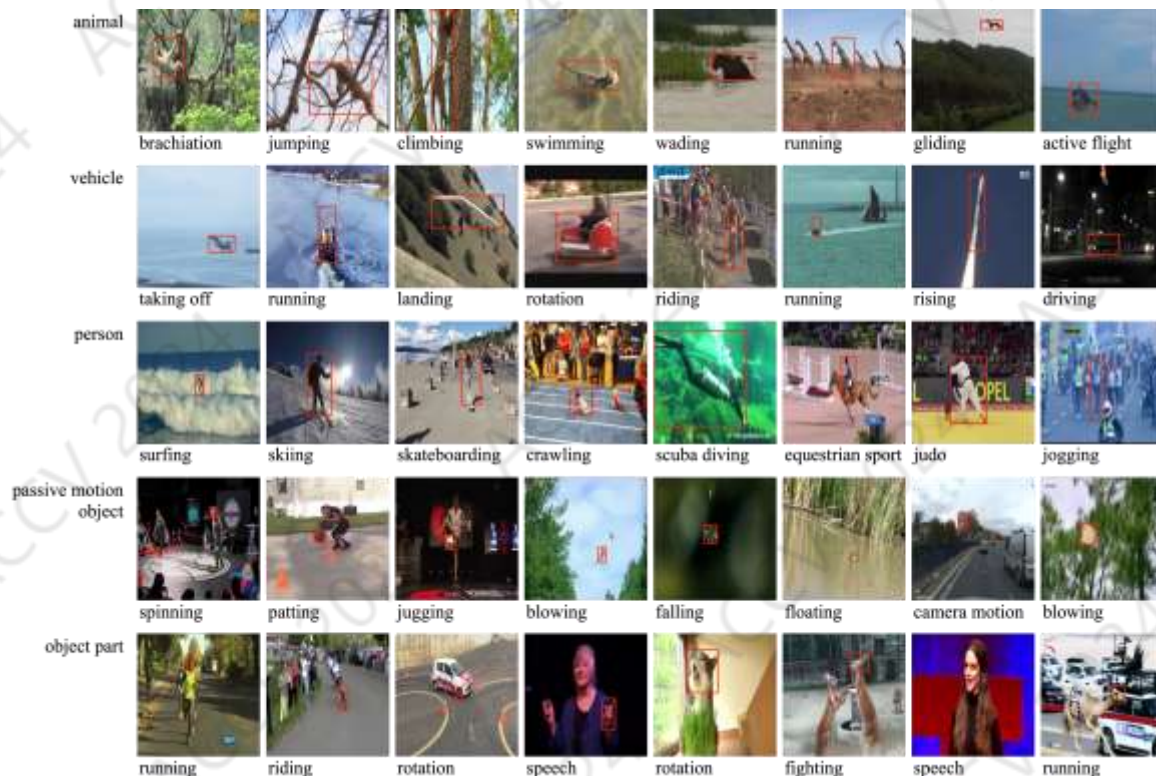
	<i>animal</i>	<i>vehicle</i>	<i>person</i>	<i>passive motion object</i>	<i>object part</i>
Targets	3.8 k	2.4 k	2.5 k	0.5 k	1.0 k
BBoxes	360 k	380 k	487 k	70 k	214 k
Sub-classes	382	154	1	11	15
Avg. Duration	9.5 s	15.9 s	19.9 s	14.1 s	20.8 s

***The number of object categories (563) is nearly 10 times that of other tracking datasets (in 2019)***

# General Datasets: Large-scale STT

- GOT-10k (2019)
  - 87 types of motion modes, covering a **wide range** of different forms of sports trajectories.

## Object category labels

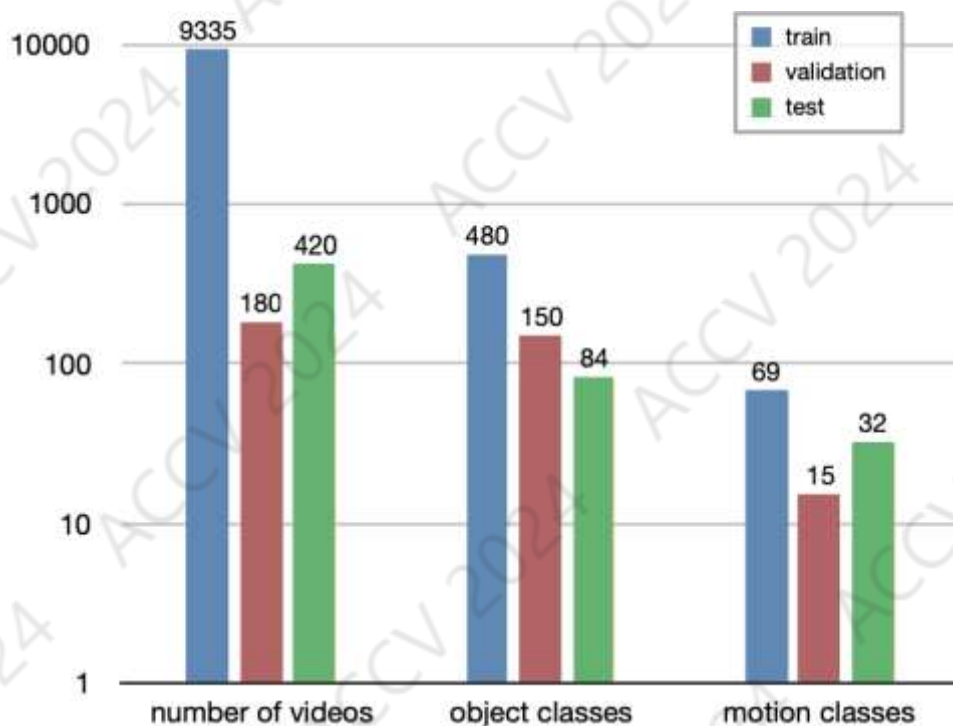


## Motion category labels

**Each video sequence includes two labels: object category and motion category.**

# General Datasets: Large-scale STT

- GOT-10k (2019)
  - **Open set evaluation specification** (training and test categories do not overlap at all) for **generalization ability evaluation**



*There is no overlap between training and testing categories, and the algorithm is required to accurately track moving objects of unknown categories.*

# General Datasets: Large-scale STT

- GOT-10k (2019)

➤ Complete evaluation platform, **real-time rankings**, open-source toolkits



### Up-to-Date Leaderboard

#### Instructions:

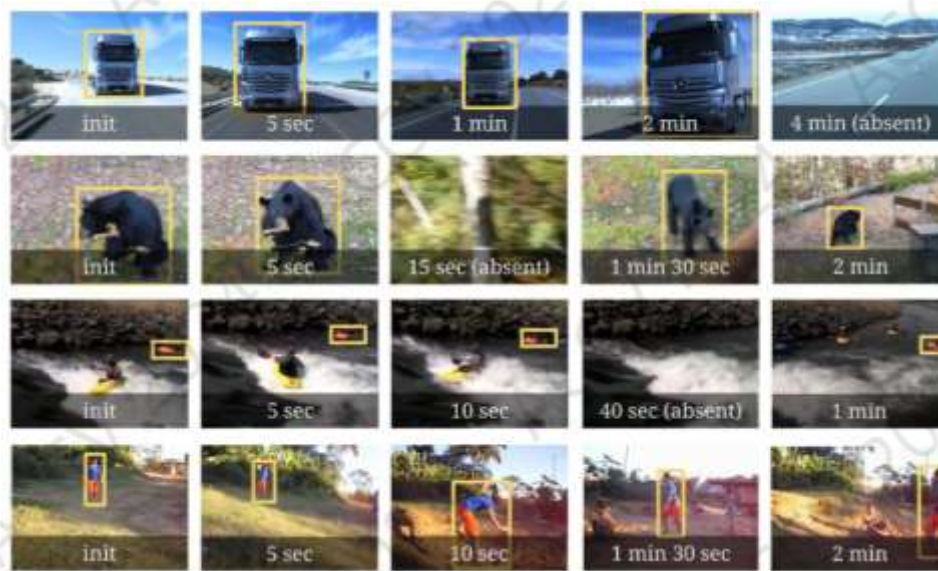
- Leaderboard will be updated immediately once new public submissions are evaluated and verified.
- Click the name of an entry to see its description and detailed performance, or download its tracking results.
- AO: the average of overlap rates between tracking results and groundtruths over all frames.
- SR: success rate, the percentage of successfully tracked frames whose overlap rates are above a threshold.

Rank	Method	AO	SR <sub>0.25</sub>	SR <sub>0.5</sub>	F1	Hardware	Language	Date	Author
1	<a href="#">UCFSL-Track</a>	0.939 <sup>↑</sup>	0.762 <sup>↑</sup>	0.699 <sup>↑</sup>	81.82	TTTech Spark	python	Oct 18, 2019	<a href="#">LHuang</a>
2	<a href="#">SMTL</a>	0.911 <sup>±</sup>	0.747 <sup>±</sup>	0.692 <sup>±</sup>	84.00	Nvidia GTX-1080	Python	Dec 01, 2019	<a href="#">yuhangz</a>
3	<a href="#">UCFST</a>	0.916 <sup>±</sup>	0.718 <sup>±</sup>	0.683	83.80	TTTech Spark, E3-2630	Python	Aug 24, 2019	<a href="#">yuhangz</a>
4	<a href="#">KIDM</a>	0.892	0.701	0.678 <sup>±</sup>	49.91	X8664	python	Jun 14, 2019	<a href="#">yuhangz</a>
5	<a href="#">M4S2L</a>	0.848	0.682	0.530	68.00	2080	python	Oct 22, 2019	<a href="#">LHuang</a>
6	<a href="#">KIDMSE</a>	0.889	0.654	0.492	35.71	Nvidia GTX 1080	Python	Dec 01, 2019	<a href="#">yuhangz</a>
7	<a href="#">MOTSL</a>	0.817	0.619	0.370	3.18	32G	python	Aug 09, 2019	<a href="#">LHuang</a>
8	<a href="#">MOT</a>	0.804	0.680	0.360	72.00	Titan Xp	Python	Dec 01, 2019	<a href="#">yuhangz</a>
9	<a href="#">MOTSL-10</a>	0.843	0.681	0.370	69.96 <sup>±</sup>	GeForce GTX 1080 Ti	Python	Aug 28, 2019	<a href="#">yuhangz</a>
10	<a href="#">MOTSL-2</a>	0.843	0.648	0.333	78.48	GeForce GTX 1080 Ti	Python	Aug 28, 2019	<a href="#">yuhangz</a>
11	<a href="#">TTCM</a>	0.447	0.633	0.334	1.80	RTX 3070	Python	Oct 17, 2019	<a href="#">HJZhou</a>
12	<a href="#">SE</a>	0.430	0.448	0.105	8.35	gtx 1080	python	Jun 22, 2019	<a href="#">LHuang</a>
13	<a href="#">SemiCo</a>	0.374	0.484	0.144	20.91	1 GeForce GTX Titan X	MATLAB	Dec 15, 2018	<a href="#">GJiao</a>
14	<a href="#">UCST</a>	0.383	0.481	0.178	16.91	RTX 3070	Python	Oct 17, 2019	<a href="#">yuhangz</a>
15	<a href="#">SMTM</a>	0.355	0.399	0.108	30.42	1080	python	Jun 03, 2019	<a href="#">LHuang</a>
16	<a href="#">SMTL</a>	0.348	0.361	0.099	44.76	1 GeForce GTX Titan X	MATLAB	Dec 15, 2018	<a href="#">GJiao</a>
17	<a href="#">SMTM</a>	0.347	0.376	0.102	108.86 <sup>±</sup>	1 GeForce GTX Titan X	Python	Dec 15, 2018	<a href="#">GJiao</a>

<http://got-10k.aitestunion.com/>

# General Datasets: Large-scale LTT

- OxUvA (2018)



➤ OxUvA is designed specifically for **long-term object tracking**, testing the ability of algorithms to handle **target disappearance and reappearance** across extended video sequences.

- **Challenging Long-term Evaluations:** This dataset shifts the focus from tracking in consistent, short-term scenarios to more **dynamic and unpredictable** long-term tracking conditions.
- **Benchmark for Robustness:** OxUvA tests the robustness of tracking algorithms by introducing the challenge of **target disappearance**, making it a critical dataset for evaluating next-generation tracking models.

# General Datasets: Large-scale LTT

- LaSOT (2019) & LaSOT-ext (2021)



bear-12: "white bear walking on grass around the river bank"



bicycle-7: "bicycle by a man on the road with other bicycles"



bus-2: "blue bus running on the street"

- LaSOT is designed to evaluate long-term single object tracking algorithms, with extended sequences to test tracking robustness over long durations.
  - **Standard for Long-term Tracking:** LaSOT is one of the largest and most comprehensive datasets for long-term tracking, offering **diverse sequences and challenges** that test algorithms beyond short-term scenarios.
  - **Semantic Annotations:** The dataset also provides **semantic annotations** for each sequence, making it useful for **multimodal research** and advanced tracking techniques that require semantic understanding.


# General Datasets: Large-scale GIT



- **VideoCube (2023)**

- **Motivation:** Limitations of the existing experimental environment in terms of robustness:

- The continuous motion assumption limits the experimental environment to **simple scenes with slow motion and a single shot.**



**LaSOT: Continuous motion assumption, no shot cuts and scene transitions → Simple environment**



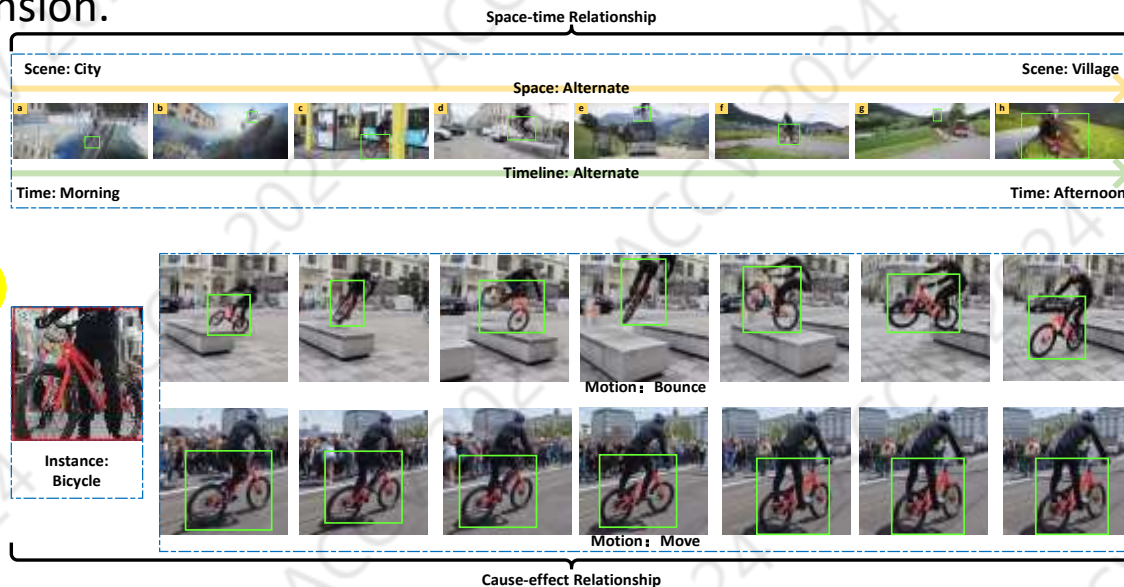
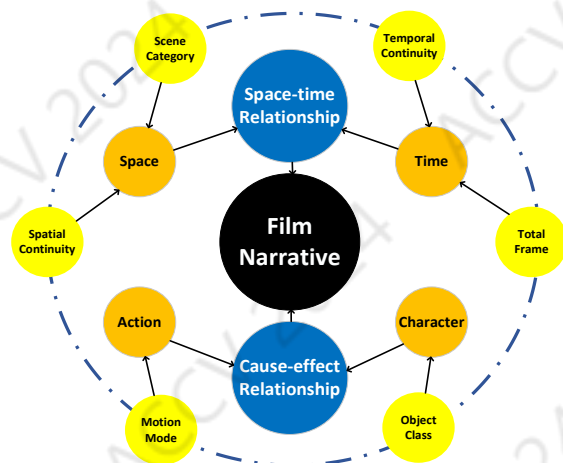
# General Datasets: Large-scale GIT



- VideoCube (2023)

- Scientific collection principles:

- Based on the **narrative theory of film**, the 6D principle is proposed to simulate real scenes.
- For the first time, **scene categories and spatio-temporal factors** are included in the collection dimension.



## 6D Principle

## Collection Dimension

Film narrative is a chain of events in **cause-effect relationship** occurring in **space and time**.

(Bordwell & Thompson 2004, Film art : an introduction )

# General Datasets: Large-scale GIT



- VideoCube (2023)

- Scientific collection principles:

- Compared with existing datasets, VideoCube has **richer content**.



**LaSOT: Object Classes**



**GOT-10k: Object categories + motion modes**

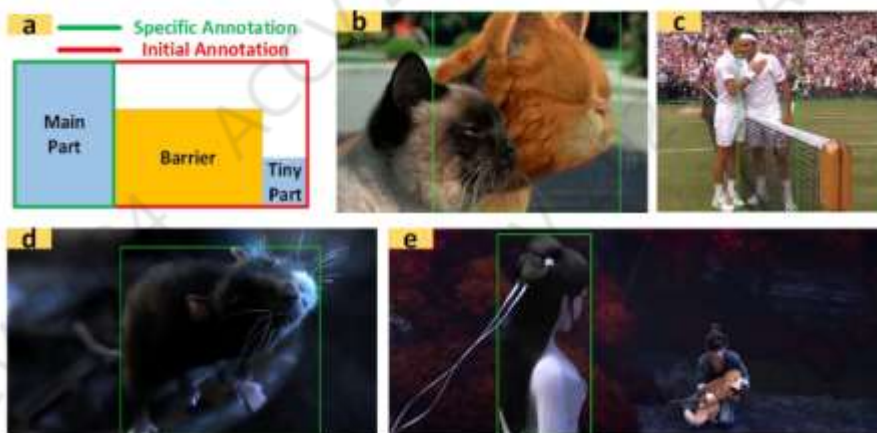


**VideoCube: Target category + motion mode + scene category + spatiotemporal continuity**

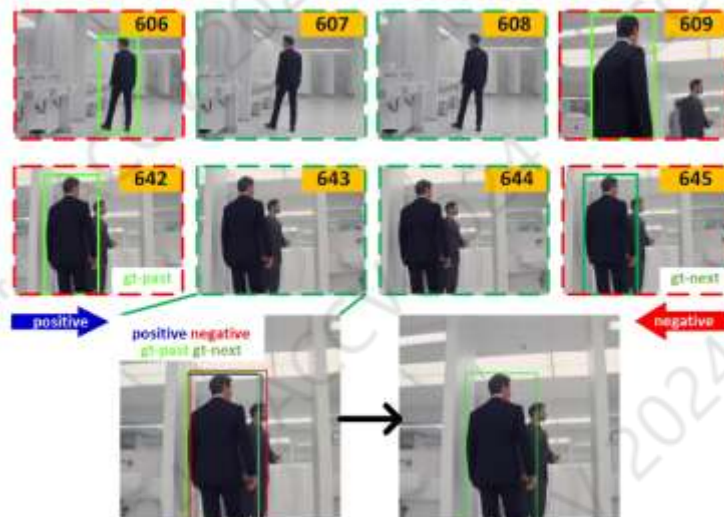
# General Datasets: Large-scale GIT



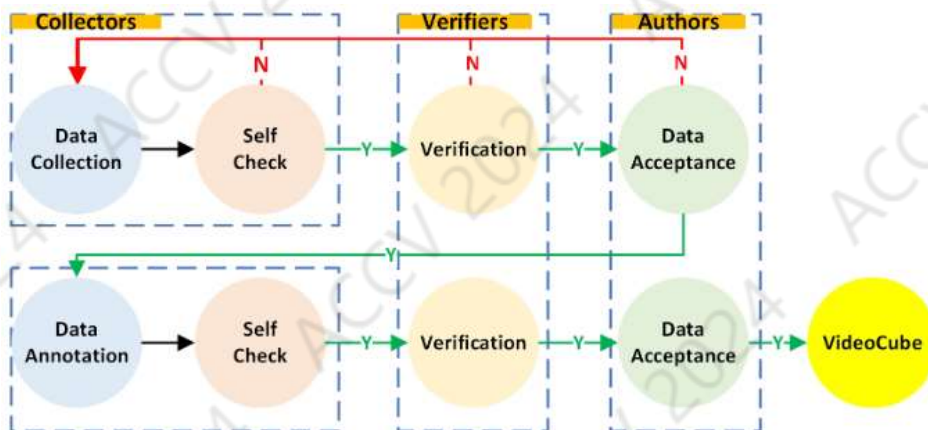
- VideoCube (2023)
- High-precision labeling:
  - Standardized labeling criteria + strict review process → **Improve data quality**



*Specific rules in annotations*



*Manual & automatic annotations*



*Data checkout process*

# General Datasets: Large-scale GIT



- VideoCube (2023)

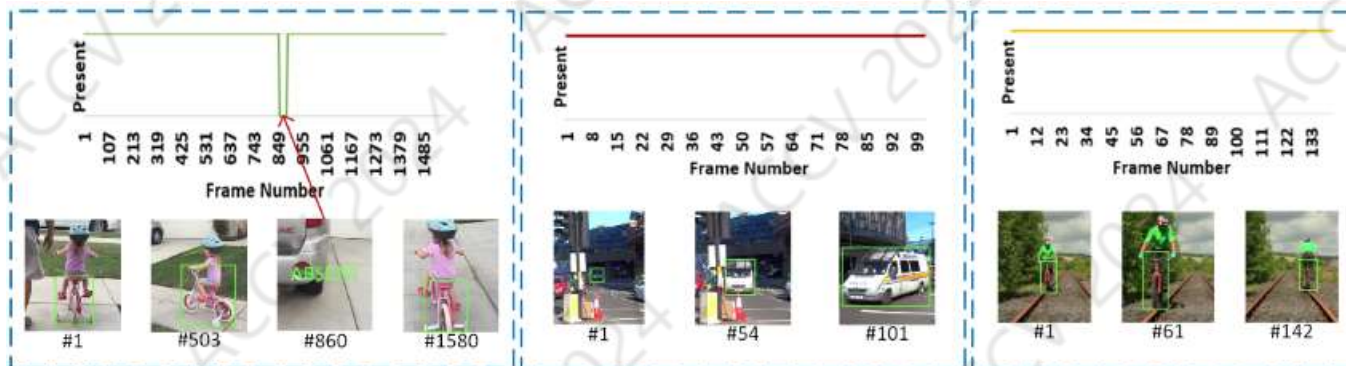
- Large-scale dataset:

- The duration of a single video segment is much longer than existing tracking datasets and **includes camera switching and scene transitions**.



(a) VideoCube

*Long video sequences + rich shot switching and scene transitions*



(b) LaSOT

(c) GOT-10k

(d) OTB100

*Short video sequence + single shot + fixed scene*

# General Datasets: Large-scale GIT



- VideoCube (2023)

- Large-scale dataset:

- One of the largest SOT dataset currently, with an overall size **2~200 times** that of existing datasets

Benchmark	Year	Videos	Min Frame	Mean Frame	Median Frame	Max Frame	Total Frame	Total Duration	Label Density	Attribute Classes (Absent)	Object Classes	Motion Modes	Scene Categories
OTB2013 [34]	2013	51	71	578	392	3872	29K	16.4m	30Hz	11( <del>X</del> )	10	n/a	n/a
OTB2015 [1]	2015	100	71	590	393	3872	59K	32.8m	30Hz	11( <del>X</del> )	16	n/a	n/a
TC-128 [41]	2015	129	71	429	365	3872	55K	30.7m	30Hz	11( <del>X</del> )	27	n/a	n/a
NUS-PRO [42]	2015	365	146	371	300	5040	135K	75.2m	30Hz	n/a	8	n/a	n/a
UAV123 [43]	2016	123	109	915	882	3085	113K	75.2m	30Hz	12( <del>X</del> )	9	n/a	n/a
VOT-2017 [4]	2017	60	41	356	293	1500	21K	11.9m	30Hz	n/a	24	n/a	n/a
Nfs [44]	2017	100	169	3830	2448	20665	383K	26.6m	240Hz	9( <del>X</del> )	17	n/a	n/a
TrackingNet [2]	2018	30643	-	498	-	-	14M	141h	1Hz(30Hz) <sup>a</sup>	15( <del>X</del> )	27	n/a	n/a
GOT-10k [5]	2019	10000	29	149	101	1418	1.45M	40h	10Hz <sup>b</sup>	6(✓)	563 <sup>c</sup>	87	n/a
UAV20L [43]	2016	20	1717	2934	2626	5527	59K	32.6m	30Hz	12( <del>X</del> )	5	n/a	n/a
OxUvA [46]	2018	366	900	4320	2628	37740	1.55M	14.4h	1Hz <sup>d</sup>	(✓) <sup>e</sup>	22	n/a	n/a
LaSOT [3]	2020	1550	1000	2502	2145	11397	3.87M	35.8h	30Hz	14( <del>✓</del> )	85	n/a	n/a
<b>VideoCube</b>	2020	500	<b>4008</b>	<b>14920</b>	<b>14162</b>	<b>29834</b>	<b>7.46M</b>	<b>69.1h</b>	10Hz(30Hz) <sup>f</sup>	12(✓)	<b>9(89)<sup>g</sup></b>	<b>61</b>	<b>8(55)<sup>h</sup></b>

*Comparison of VideoCube and other representative SOT benchmarks in various statistical dimensions*

# General Datasets: Large-scale GIT



- VideoCube (2023)

➤ Complete evaluation platform, real-time rankings, open-source toolkit.

The screenshot displays the VideoCube website interface. On the left, there's a 'VideoCube' header with a 'Home' button. The main content area is divided into three sections: 'Instructions - VideoCube Benchmark', 'Leaderboard', and a grid of video thumbnails. The 'Instructions' section provides details about the benchmark, including a 'Multiple object tracking' diagram and a 'Comprehensive dataset selection' section. The 'Leaderboard' section shows a table of top-performing teams and their scores. The video thumbnails are arranged in a grid, showing various scenes from the dataset.

Rank	Method	A-VID	AID	VID	VID <sub>2</sub>	VID <sub>3</sub>	VID <sub>4</sub>	VID <sub>5</sub>	VID <sub>6</sub>	VID <sub>7</sub>	VID <sub>8</sub>	VID <sub>9</sub>	VID <sub>10</sub>	VID <sub>11</sub>	VID <sub>12</sub>	VID <sub>13</sub>	VID <sub>14</sub>	VID <sub>15</sub>	VID <sub>16</sub>	VID <sub>17</sub>	VID <sub>18</sub>	VID <sub>19</sub>	VID <sub>20</sub>
1	VideoCube	0.911 <sup>†</sup>	0.861 <sup>†</sup>	0.861 <sup>†</sup>	0.811 <sup>†</sup>	0.811 <sup>†</sup>	0.811 <sup>†</sup>	0.811 <sup>†</sup>	0.811 <sup>†</sup>	0.811 <sup>†</sup>	0.811 <sup>†</sup>	0.811 <sup>†</sup>	0.811 <sup>†</sup>	0.811 <sup>†</sup>	0.811 <sup>†</sup>	0.811 <sup>†</sup>	0.811 <sup>†</sup>	0.811 <sup>†</sup>	0.811 <sup>†</sup>	0.811 <sup>†</sup>	0.811 <sup>†</sup>	0.811 <sup>†</sup>	0.811 <sup>†</sup>
2	VideoCube	0.891 <sup>†</sup>	0.811 <sup>†</sup>	0.811 <sup>†</sup>	0.811 <sup>†</sup>	0.811 <sup>†</sup>	0.811 <sup>†</sup>	0.811 <sup>†</sup>	0.811 <sup>†</sup>	0.811 <sup>†</sup>	0.811 <sup>†</sup>	0.811 <sup>†</sup>	0.811 <sup>†</sup>	0.811 <sup>†</sup>	0.811 <sup>†</sup>	0.811 <sup>†</sup>	0.811 <sup>†</sup>	0.811 <sup>†</sup>	0.811 <sup>†</sup>	0.811 <sup>†</sup>	0.811 <sup>†</sup>	0.811 <sup>†</sup>	0.811 <sup>†</sup>
3	VideoCube	0.811 <sup>†</sup>	0.811 <sup>†</sup>	0.811 <sup>†</sup>	0.811 <sup>†</sup>	0.811 <sup>†</sup>	0.811 <sup>†</sup>	0.811 <sup>†</sup>	0.811 <sup>†</sup>	0.811 <sup>†</sup>	0.811 <sup>†</sup>	0.811 <sup>†</sup>	0.811 <sup>†</sup>	0.811 <sup>†</sup>	0.811 <sup>†</sup>	0.811 <sup>†</sup>	0.811 <sup>†</sup>	0.811 <sup>†</sup>	0.811 <sup>†</sup>	0.811 <sup>†</sup>	0.811 <sup>†</sup>	0.811 <sup>†</sup>	0.811 <sup>†</sup>
4	VideoCube	0.811 <sup>†</sup>	0.811 <sup>†</sup>	0.811 <sup>†</sup>	0.811 <sup>†</sup>	0.811 <sup>†</sup>	0.811 <sup>†</sup>	0.811 <sup>†</sup>	0.811 <sup>†</sup>	0.811 <sup>†</sup>	0.811 <sup>†</sup>	0.811 <sup>†</sup>	0.811 <sup>†</sup>	0.811 <sup>†</sup>	0.811 <sup>†</sup>	0.811 <sup>†</sup>	0.811 <sup>†</sup>	0.811 <sup>†</sup>	0.811 <sup>†</sup>	0.811 <sup>†</sup>	0.811 <sup>†</sup>	0.811 <sup>†</sup>	0.811 <sup>†</sup>
5	VideoCube	0.811 <sup>†</sup>	0.811 <sup>†</sup>	0.811 <sup>†</sup>	0.811 <sup>†</sup>	0.811 <sup>†</sup>	0.811 <sup>†</sup>	0.811 <sup>†</sup>	0.811 <sup>†</sup>	0.811 <sup>†</sup>	0.811 <sup>†</sup>	0.811 <sup>†</sup>	0.811 <sup>†</sup>	0.811 <sup>†</sup>	0.811 <sup>†</sup>	0.811 <sup>†</sup>	0.811 <sup>†</sup>	0.811 <sup>†</sup>	0.811 <sup>†</sup>	0.811 <sup>†</sup>	0.811 <sup>†</sup>	0.811 <sup>†</sup>	0.811 <sup>†</sup>
6	VideoCube	0.811 <sup>†</sup>	0.811 <sup>†</sup>	0.811 <sup>†</sup>	0.811 <sup>†</sup>	0.811 <sup>†</sup>	0.811 <sup>†</sup>	0.811 <sup>†</sup>	0.811 <sup>†</sup>	0.811 <sup>†</sup>	0.811 <sup>†</sup>	0.811 <sup>†</sup>	0.811 <sup>†</sup>	0.811 <sup>†</sup>	0.811 <sup>†</sup>	0.811 <sup>†</sup>	0.811 <sup>†</sup>	0.811 <sup>†</sup>	0.811 <sup>†</sup>	0.811 <sup>†</sup>	0.811 <sup>†</sup>	0.811 <sup>†</sup>	0.811 <sup>†</sup>
7	VideoCube	0.811 <sup>†</sup>	0.811 <sup>†</sup>	0.811 <sup>†</sup>	0.811 <sup>†</sup>	0.811 <sup>†</sup>	0.811 <sup>†</sup>	0.811 <sup>†</sup>	0.811 <sup>†</sup>	0.811 <sup>†</sup>	0.811 <sup>†</sup>	0.811 <sup>†</sup>	0.811 <sup>†</sup>	0.811 <sup>†</sup>	0.811 <sup>†</sup>	0.811 <sup>†</sup>	0.811 <sup>†</sup>	0.811 <sup>†</sup>	0.811 <sup>†</sup>	0.811 <sup>†</sup>	0.811 <sup>†</sup>	0.811 <sup>†</sup>	0.811 <sup>†</sup>
8	VideoCube	0.811 <sup>†</sup>	0.811 <sup>†</sup>	0.811 <sup>†</sup>	0.811 <sup>†</sup>	0.811 <sup>†</sup>	0.811 <sup>†</sup>	0.811 <sup>†</sup>	0.811 <sup>†</sup>	0.811 <sup>†</sup>	0.811 <sup>†</sup>	0.811 <sup>†</sup>	0.811 <sup>†</sup>	0.811 <sup>†</sup>	0.811 <sup>†</sup>	0.811 <sup>†</sup>	0.811 <sup>†</sup>	0.811 <sup>†</sup>	0.811 <sup>†</sup>	0.811 <sup>†</sup>	0.811 <sup>†</sup>	0.811 <sup>†</sup>	0.811 <sup>†</sup>
9	VideoCube	0.811 <sup>†</sup>	0.811 <sup>†</sup>	0.811 <sup>†</sup>	0.811 <sup>†</sup>	0.811 <sup>†</sup>	0.811 <sup>†</sup>	0.811 <sup>†</sup>	0.811 <sup>†</sup>	0.811 <sup>†</sup>	0.811 <sup>†</sup>	0.811 <sup>†</sup>	0.811 <sup>†</sup>	0.811 <sup>†</sup>	0.811 <sup>†</sup>	0.811 <sup>†</sup>	0.811 <sup>†</sup>	0.811 <sup>†</sup>	0.811 <sup>†</sup>	0.811 <sup>†</sup>	0.811 <sup>†</sup>	0.811 <sup>†</sup>	0.811 <sup>†</sup>
10	VideoCube	0.811 <sup>†</sup>	0.811 <sup>†</sup>	0.811 <sup>†</sup>	0.811 <sup>†</sup>	0.811 <sup>†</sup>	0.811 <sup>†</sup>	0.811 <sup>†</sup>	0.811 <sup>†</sup>	0.811 <sup>†</sup>	0.811 <sup>†</sup>	0.811 <sup>†</sup>	0.811 <sup>†</sup>	0.811 <sup>†</sup>	0.811 <sup>†</sup>	0.811 <sup>†</sup>	0.811 <sup>†</sup>	0.811 <sup>†</sup>	0.811 <sup>†</sup>	0.811 <sup>†</sup>	0.811 <sup>†</sup>	0.811 <sup>†</sup>	0.811 <sup>†</sup>
11	VideoCube	0.811 <sup>†</sup>	0.811 <sup>†</sup>	0.811 <sup>†</sup>	0.811 <sup>†</sup>	0.811 <sup>†</sup>	0.811 <sup>†</sup>	0.811 <sup>†</sup>	0.811 <sup>†</sup>	0.811 <sup>†</sup>	0.811 <sup>†</sup>	0.811 <sup>†</sup>	0.811 <sup>†</sup>	0.811 <sup>†</sup>	0.811 <sup>†</sup>	0.811 <sup>†</sup>	0.811 <sup>†</sup>	0.811 <sup>†</sup>	0.811 <sup>†</sup>	0.811 <sup>†</sup>	0.811 <sup>†</sup>	0.811 <sup>†</sup>	0.811 <sup>†</sup>
12	VideoCube	0.811 <sup>†</sup>	0.811 <sup>†</sup>	0.811 <sup>†</sup>	0.811 <sup>†</sup>	0.811 <sup>†</sup>	0.811 <sup>†</sup>	0.811 <sup>†</sup>	0.811 <sup>†</sup>	0.811 <sup>†</sup>	0.811 <sup>†</sup>	0.811 <sup>†</sup>	0.811 <sup>†</sup>	0.811 <sup>†</sup>	0.811 <sup>†</sup>	0.811 <sup>†</sup>	0.811 <sup>†</sup>	0.811 <sup>†</sup>	0.811 <sup>†</sup>	0.811 <sup>†</sup>	0.811 <sup>†</sup>	0.811 <sup>†</sup>	0.811 <sup>†</sup>
13	VideoCube	0.811 <sup>†</sup>	0.811 <sup>†</sup>	0.811 <sup>†</sup>	0.811 <sup>†</sup>	0.811 <sup>†</sup>	0.811 <sup>†</sup>	0.811 <sup>†</sup>	0.811 <sup>†</sup>	0.811 <sup>†</sup>	0.811 <sup>†</sup>	0.811 <sup>†</sup>	0.811 <sup>†</sup>	0.811 <sup>†</sup>	0.811 <sup>†</sup>	0.811 <sup>†</sup>	0.811 <sup>†</sup>	0.811 <sup>†</sup>	0.811 <sup>†</sup>	0.811 <sup>†</sup>	0.811 <sup>†</sup>	0.811 <sup>†</sup>	0.811 <sup>†</sup>
14	VideoCube	0.811 <sup>†</sup>	0.811 <sup>†</sup>	0.811 <sup>†</sup>	0.811 <sup>†</sup>	0.811 <sup>†</sup>	0.811 <sup>†</sup>	0.811 <sup>†</sup>	0.811 <sup>†</sup>	0.811 <sup>†</sup>	0.811 <sup>†</sup>	0.811 <sup>†</sup>	0.811 <sup>†</sup>	0.811 <sup>†</sup>	0.811 <sup>†</sup>	0.811 <sup>†</sup>	0.811 <sup>†</sup>	0.811 <sup>†</sup>	0.811 <sup>†</sup>	0.811 <sup>†</sup>	0.811 <sup>†</sup>	0.811 <sup>†</sup>	0.811 <sup>†</sup>
15	VideoCube	0.811 <sup>†</sup>	0.811 <sup>†</sup>	0.811 <sup>†</sup>	0.811 <sup>†</sup>	0.811 <sup>†</sup>	0.811 <sup>†</sup>	0.811 <sup>†</sup>	0.811 <sup>†</sup>	0.811 <sup>†</sup>	0.811 <sup>†</sup>	0.811 <sup>†</sup>	0.811 <sup>†</sup>	0.811 <sup>†</sup>	0.811 <sup>†</sup>	0.811 <sup>†</sup>	0.811 <sup>†</sup>	0.811 <sup>†</sup>	0.811 <sup>†</sup>	0.811 <sup>†</sup>	0.811 <sup>†</sup>	0.811 <sup>†</sup>	0.811 <sup>†</sup>
16	VideoCube	0.811 <sup>†</sup>	0.811 <sup>†</sup>	0.811 <sup>†</sup>	0.811 <sup>†</sup>	0.811 <sup>†</sup>	0.811 <sup>†</sup>	0.811 <sup>†</sup>	0.811 <sup>†</sup>	0.811 <sup>†</sup>	0.811 <sup>†</sup>	0.811 <sup>†</sup>	0.811 <sup>†</sup>	0.811 <sup>†</sup>	0.811 <sup>†</sup>	0.811 <sup>†</sup>	0.811 <sup>†</sup>	0.811 <sup>†</sup>	0.811 <sup>†</sup>	0.811 <sup>†</sup>	0.811 <sup>†</sup>	0.811 <sup>†</sup>	0.811 <sup>†</sup>
17	VideoCube	0.811 <sup>†</sup>	0.811 <sup>†</sup>	0.811 <sup>†</sup>	0.811 <sup>†</sup>	0.811 <sup>†</sup>	0.811 <sup>†</sup>	0.811 <sup>†</sup>	0.811 <sup>†</sup>	0.811 <sup>†</sup>	0.811 <sup>†</sup>	0.811 <sup>†</sup>	0.811 <sup>†</sup>	0.811 <sup>†</sup>	0.811 <sup>†</sup>	0.811 <sup>†</sup>	0.811 <sup>†</sup>	0.811 <sup>†</sup>	0.811 <sup>†</sup>	0.811 <sup>†</sup>	0.811 <sup>†</sup>	0.811 <sup>†</sup>	0.811 <sup>†</sup>
18	VideoCube	0.811 <sup>†</sup>	0.811 <sup>†</sup>	0.811 <sup>†</sup>	0.811 <sup>†</sup>	0.811 <sup>†</sup>	0.811 <sup>†</sup>	0.811 <sup>†</sup>	0.811 <sup>†</sup>	0.811 <sup>†</sup>	0.811 <sup>†</sup>	0.811 <sup>†</sup>	0.811 <sup>†</sup>	0.811 <sup>†</sup>	0.811 <sup>†</sup>	0.811 <sup>†</sup>	0.811 <sup>†</sup>	0.811 <sup>†</sup>	0.811 <sup>†</sup>	0.811 <sup>†</sup>	0.811 <sup>†</sup>	0.811 <sup>†</sup>	0.811 <sup>†</sup>
19	VideoCube	0.811 <sup>†</sup>	0.811 <sup>†</sup>	0.811 <sup>†</sup>	0.811 <sup>†</sup>	0.811 <sup>†</sup>	0.811 <sup>†</sup>	0.811 <sup>†</sup>	0.811 <sup>†</sup>	0.811 <sup>†</sup>	0.811 <sup>†</sup>	0.811 <sup>†</sup>	0.811 <sup>†</sup>	0.811 <sup>†</sup>	0.811 <sup>†</sup>	0.811 <sup>†</sup>	0.811 <sup>†</sup>	0.811 <sup>†</sup>	0.811 <sup>†</sup>	0.811 <sup>†</sup>	0.811 <sup>†</sup>	0.811 <sup>†</sup>	0.811 <sup>†</sup>
20	VideoCube	0.811 <sup>†</sup>	0.811 <sup>†</sup>	0.811 <sup>†</sup>	0.811 <sup>†</sup>	0.811 <sup>†</sup>	0.811 <sup>†</sup>	0.811 <sup>†</sup>	0.811 <sup>†</sup>	0.811 <sup>†</sup>	0.811 <sup>†</sup>	0.811 <sup>†</sup>	0.811 <sup>†</sup>	0.811 <sup>†</sup>	0.811 <sup>†</sup>	0.811 <sup>†</sup>	0.811 <sup>†</sup>	0.811 <sup>†</sup>	0.811 <sup>†</sup>	0.811 <sup>†</sup>	0.811 <sup>†</sup>	0.811 <sup>†</sup>	0.811 <sup>†</sup>

<http://videocube.aitestunion.com/>

# ***Specialized Datasets***


***Specialized datasets are designed with specific tracking challenges in mind, focusing on unique scenarios or target types.***

# Specialized Datasets: Specific Object

## Specialized Evaluation Environments:

Specialized environments are designed for specific tasks or special target types and are characterized by their focus on “**small but precise**” datasets. These environments aim to measure tracking performance under specific evaluation requirements and unique scenarios.

- **NUS-PRO (2016)**



- NUS-PRO was developed to test tracking algorithms with a focus on two major target types: **people and rigid objects**, providing challenging sequences for tracking under occlusion conditions.
  - **Improved Understanding of Occlusion:** NUS-PRO is particularly useful for evaluating the performance of algorithms in handling occlusion, a common challenge in real-world tracking scenarios.
  - **Benchmark for Rigid and Non-rigid Tracking:** By including both people (non-rigid) and rigid objects, the dataset provides a versatile platform for testing the adaptability of tracking algorithms across different target types.



# Specialized Datasets: Specific Object

- TOTB (2021)



- TOTB is designed specifically for tracking transparent objects, which pose significant challenges due to their weak appearance information and **sensitivity to background interference**.
  - **Challenging Scenarios: 67.5% of the video sequences in TOTB contain background clutter**, further complicating the tracking task and emphasizing the robustness required by algorithms to handle these scenarios.
  - **Evaluation of Algorithms in Complex Scenarios:** TOTB challenges current tracking algorithms to handle transparency and complex backgrounds, providing a benchmark to **test robustness in more difficult conditions**.

# Specialized Datasets: Specific Scenario

- UAV123 & UAV20L (2016)




- UAV123 was created to evaluate the performance of object tracking algorithms in **challenging aerial scenarios captured from UAVs**. UAV20L is a subset of the UAV123 dataset, but focuses on long-duration video sequences to evaluate how well tracking algorithms can handle extended tracking sessions without losing the target.
  - **Aerial Perspective:** The dataset emphasizes tracking from an aerial perspective, which introduces challenges like **object size reduction** and **frequent occlusions** due to camera movement.
  - **Emphasis on Real-time Processing:** The challenging sequences require fast and efficient algorithms, pushing the boundaries of **real-time object tracking**.

# Specialized Datasets: Specific Scenario

- **BioDrone (2024)**

➤ **Motivation:** Limitations of the existing experimental environment in terms of robustness:

- Mainly focus on general scenarios, **ignoring the attention of highly challenging special scenarios**
- Mainly based on fixed lenses or handheld lenses to record moving targets, resulting in a short distance between the lens and the target, **lack of small targets and fast motion challenges**

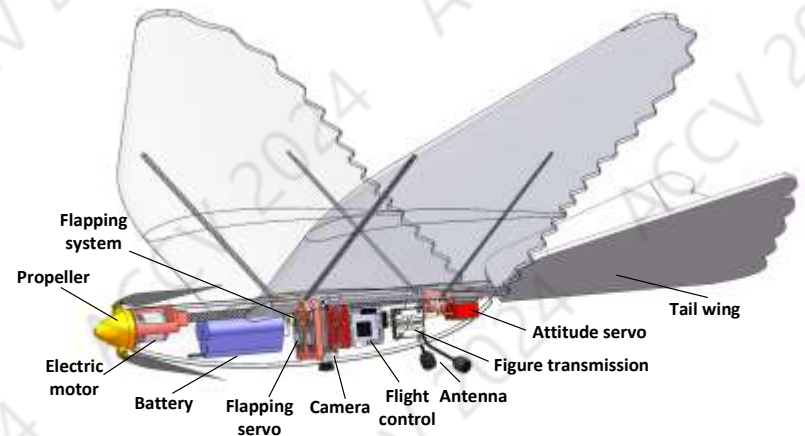


# Specialized Datasets: Specific Scenario

- **BioDrone (2024)**

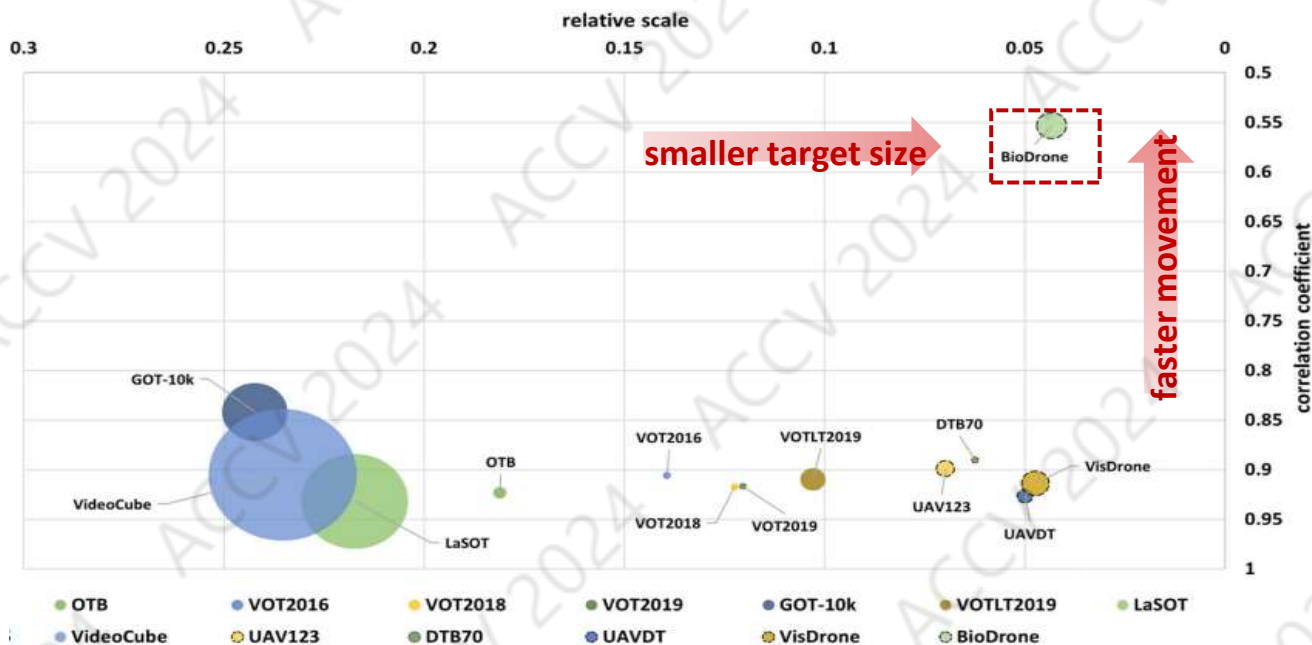
- **Robust Vision Research Dataset:**

- The first SOT dataset from the perspective of a **bionic flapping-wing drone**.
- The aerodynamic structure of a bionic flapping-wing drone is different from that of a traditional fixed-wing or rotary-wing drone, and there is **severe jitter between the shots**.



# Specialized Datasets: Specific Scenario

- BioDrone (2024)
- Robust Vision Research Dataset:
  - Includes different flight altitudes, flight angles and flight environments, highlighting the challenges of **fast movement and small targets**.



# Specialized Datasets: Specific Scenario

- **BioDrone (2024)**

➤ Complete evaluation platform, real-time rankings, open-source toolkit



### Leaderboard (OPE Mechanism with Full Version)

Up-to-Date Leaderboard

Currently on Heat:

- 99 Downloads
- 54 Methods (where 28 of them have been made public under OPE mechanism with full version)
- 98 Submissions

Rank	Method	AP	AP <sub>50</sub>	AP <sub>75</sub>	AP <sub>50-75</sub>	AP <sub>75-100</sub>	AP <sub>100</sub>	Series	Language	Submitted	Author
1	bio-drone	0.833	0.836	0.834	0.831	0.831	0.831	1/11	Python	2024-03-01 19:59	bio-drone
2	bio-drone	0.811	0.815	0.816	0.816	0.811	0.811	1/11	Python	2024-03-01 18:00	bio-drone
3	bio-drone	0.805	0.809	0.809	0.807	0.807	0.807	1/11	Python	2024-03-01 16:04	bio-drone
4	bio-drone	0.807	0.809	0.811	0.811	0.809	0.811	1/11	Python	2024-03-01 12:07	bio-drone
5	bio-drone	0.800	0.806	0.811	0.811	0.808	0.811	1/11	Python	2024-03-01 12:58	bio-drone
6	bio-drone	0.800	0.806	0.811	0.811	0.808	0.811	1/11	Python	2024-03-01 12:07	bio-drone
7	bio-drone	0.800	0.806	0.811	0.811	0.808	0.811	1/11	Python	2024-03-01 12:07	bio-drone
8	bio-drone	0.800	0.806	0.811	0.811	0.808	0.811	1/11	Python	2024-03-01 12:07	bio-drone
9	bio-drone	0.800	0.806	0.811	0.811	0.808	0.811	1/11	Python	2024-03-01 12:07	bio-drone
10	bio-drone	0.800	0.806	0.811	0.811	0.808	0.811	1/11	Python	2024-03-01 12:07	bio-drone
11	bio-drone	0.800	0.806	0.811	0.811	0.808	0.811	1/11	Python	2024-03-01 12:07	bio-drone
12	bio-drone	0.800	0.806	0.811	0.811	0.808	0.811	1/11	Python	2024-03-01 12:07	bio-drone
13	bio-drone	0.800	0.806	0.811	0.811	0.808	0.811	1/11	Python	2024-03-01 12:07	bio-drone
14	bio-drone	0.800	0.806	0.811	0.811	0.808	0.811	1/11	Python	2024-03-01 12:07	bio-drone
15	bio-drone	0.800	0.806	0.811	0.811	0.808	0.811	1/11	Python	2024-03-01 12:07	bio-drone
16	bio-drone	0.800	0.806	0.811	0.811	0.808	0.811	1/11	Python	2024-03-01 12:07	bio-drone
17	bio-drone	0.800	0.806	0.811	0.811	0.808	0.811	1/11	Python	2024-03-01 12:07	bio-drone
18	bio-drone	0.800	0.806	0.811	0.811	0.808	0.811	1/11	Python	2024-03-01 12:07	bio-drone
19	bio-drone	0.800	0.806	0.811	0.811	0.808	0.811	1/11	Python	2024-03-01 12:07	bio-drone



<http://biodrone.aitestunion.com/>

# ***Competition Datasets***

***Competition datasets provide standardized benchmarks for comparing the performance of tracking algorithms under controlled and real-world conditions.***

# Competition Datasets

- VOT-ST -> VOT-LT -> VOT-RGBT / VOT-RGBD

VOT  
visual object tracking

To commemorate 10 years of VOT challenges, the VOT Initiative has set up a short online exhibition.

## VOT (Visual Object Tracking)

### Challenge:

The VOT Challenge is an annual event established in 2013. It is **one of the most influential competitions** in the field of visual object tracking, providing standardized evaluation datasets and protocols.




- **VOT-ST competition:** employs **rotated bounding boxes** or **segmentation**, supporting research in joint target segmentation and tracking tasks.



# Competition Datasets

- VOT-ST -> VOT-LT -> VOT-RGBT / VOT-RGBD

- **VOT-LT competition:** allowing target disappearance as the distinguishing criterion between short-term and long-term tracking, and collected **50 long video sequences** as competition data.



- **VOT-TIR and VOT-RGBT competitions:** based on **thermal imaging** to conduct target tracking. Thermal imaging information is **less affected by lighting**, so it can still provide environmental information under **special lighting conditions**.



- **VOT-D and VOT-RGBD competitions:** focus on **depth information**, which can effectively separate foreground and background while providing additional support for **target occlusion issues**.

## ➤ General Evaluation Environments:

- General evaluation environments feature an early start in research, numerous representative works, and wide data coverage.
- These environments aim to **provide a comprehensive experimental platform** for evaluating the **overall capabilities** of tracking algorithms in **general scenarios**.

## ➤ Specialized Evaluation Environments:

- Specialized environments are designed for **specific tasks or special target types** and are characterized by their focus on “**small but precise**” datasets.
- These environments aim to measure tracking performance under **specific evaluation requirements and unique scenarios**.

## ➤ Competition-Based Evaluation Environments:

- Competition environments are released as part of tracking competitions.
- These environments usually feature **highly challenging** video sequences designed to **rapidly expose algorithm weaknesses**.
- The goal is to rank participating algorithms based on **multiple performance dimensions**.

**The goal is to help researchers understand the characteristics and focus of each environment, enabling them to build evaluation settings that are better suited for the specific evaluation objectives.**

# CONTENTS

- Introduction
- Part 1. Visual Object Tracking Task
- Part 2. Experimental Environments
- **Part 3. Algorithms and Traditional Machine-Machine Comparisons**
  - Machines
  - Machine-to-Machine Evaluation
- Part 4. Human Visual Abilities and Visual Turing Test
- Trends and Future Directions



Scan to download  
this tutorial PPT

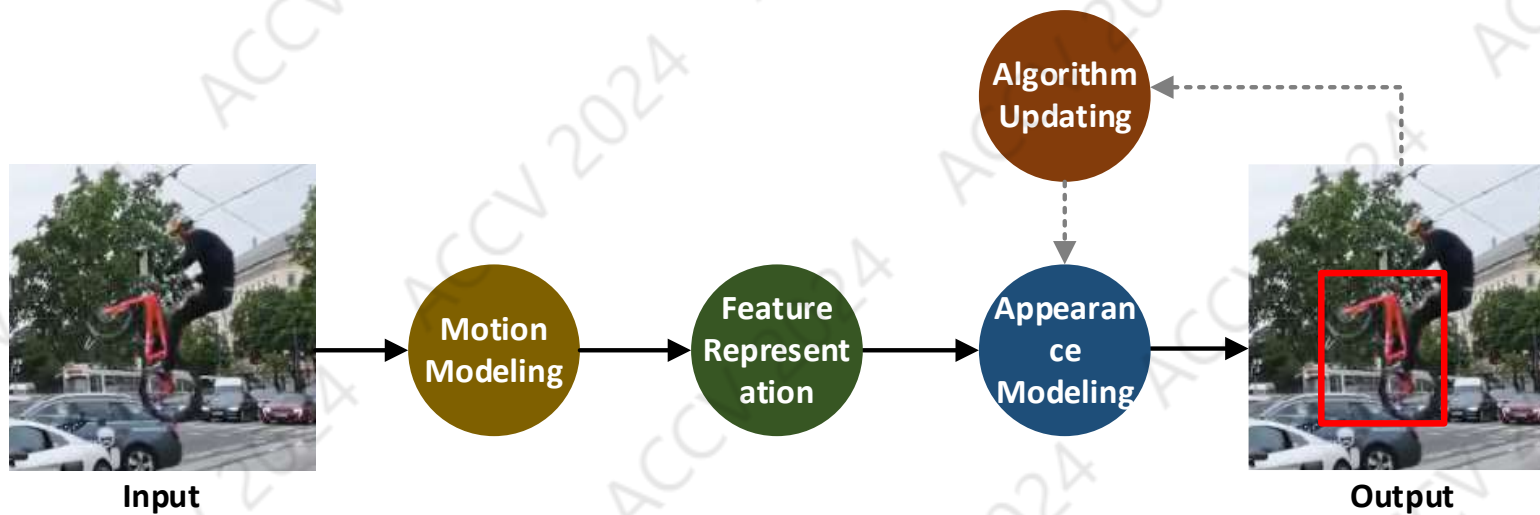
# ***Machines***

***We will explore different types of machine-based tracking systems, including traditional algorithms and more advanced deep learning models.***

# Machines: Traditional Trackers

## Traditional trackers :

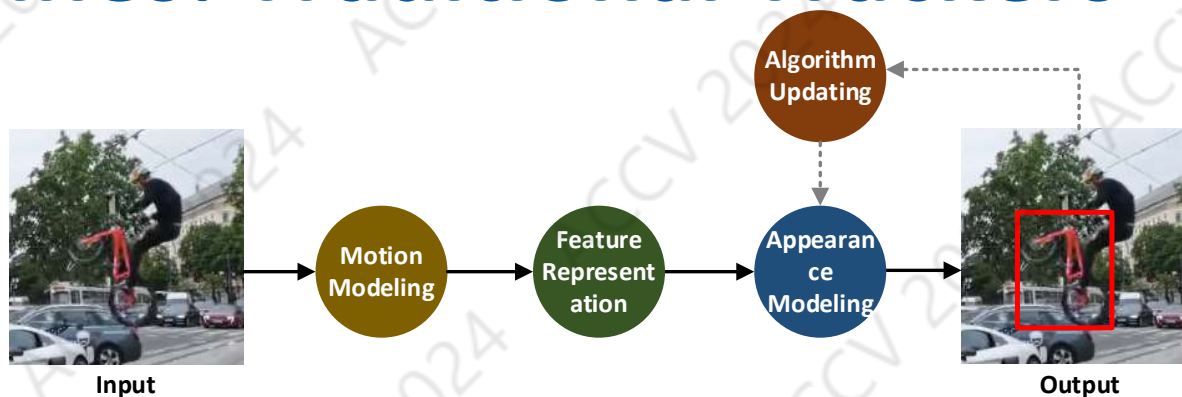
Traditional trackers usually includes the following steps: **motion modeling, feature representation, appearance modeling, and algorithm updating.**



### ➤ Motion modeling

- **Purpose:** Predict the target trajectory in subsequent frames by estimating the position state of the target.
- **Representative Methods:** Particle filtering, Sliding window

# Machines: Traditional Trackers



## ➤ Feature Representation

- **Global Features:** Early methods extracted features from the **entire target**.
  - ❑ Grayscale features, gradient histogram features, and color histogram features

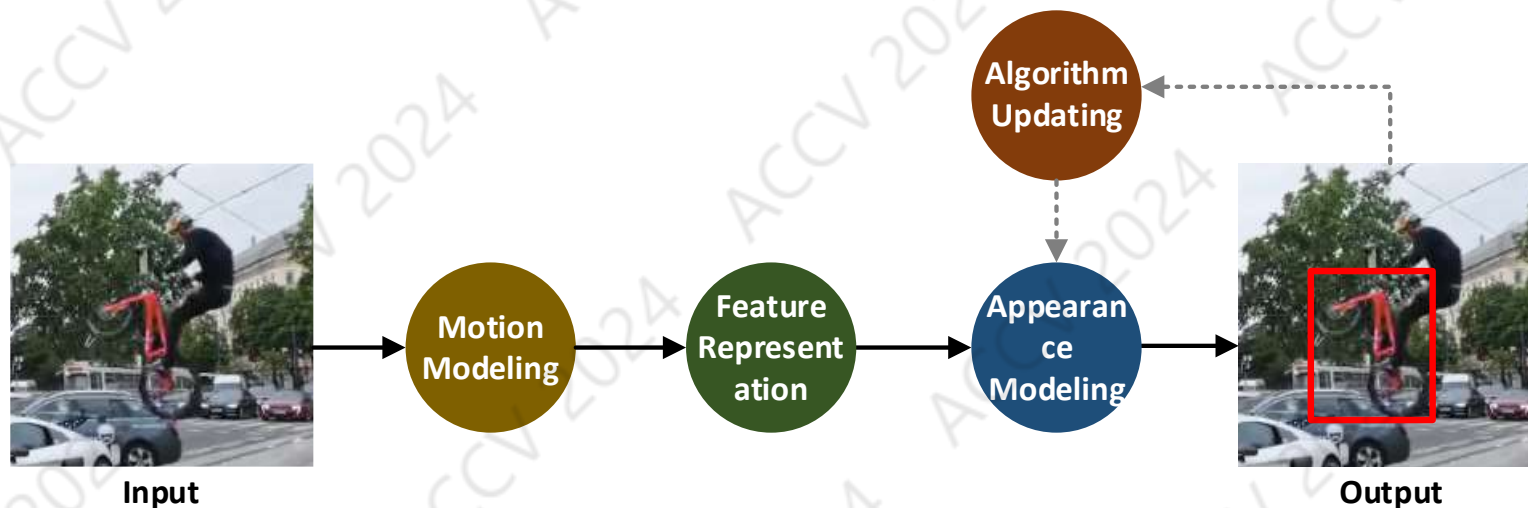


*grayscale features*



*gradient histogram features*

- **Local Features:** To **handle challenges** like occlusion and deformation, local feature extraction methods were applied.
  - ❑ Segment the target into independent regions and fuse information from each part



## ➤ Appearance Modeling

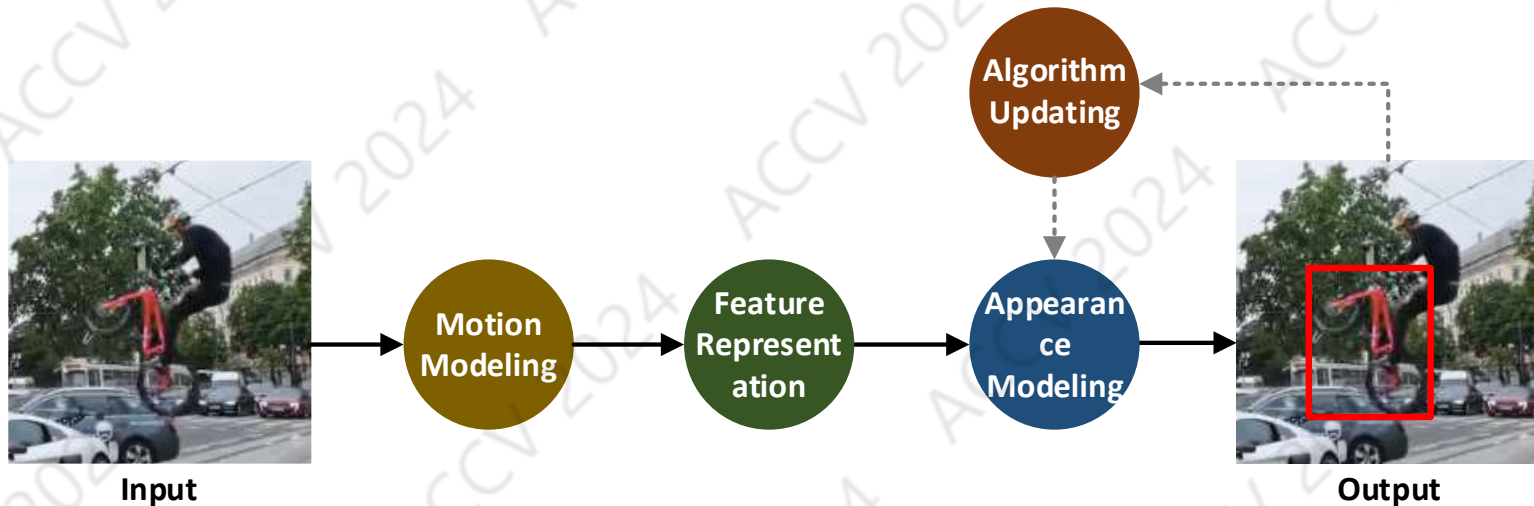
- **Generative Methods:**

- ❑ First, maintain a target template set using methods like incremental subspace or block sparse representation.
- ❑ Then, measure **similarity** based on the **distance** between the candidate sample and the target template set.

- **Discriminative Methods:**

- ❑ Treat tracking as a **classification problem**, classifying between the target and the background.





## ➤ Algorithm Updating

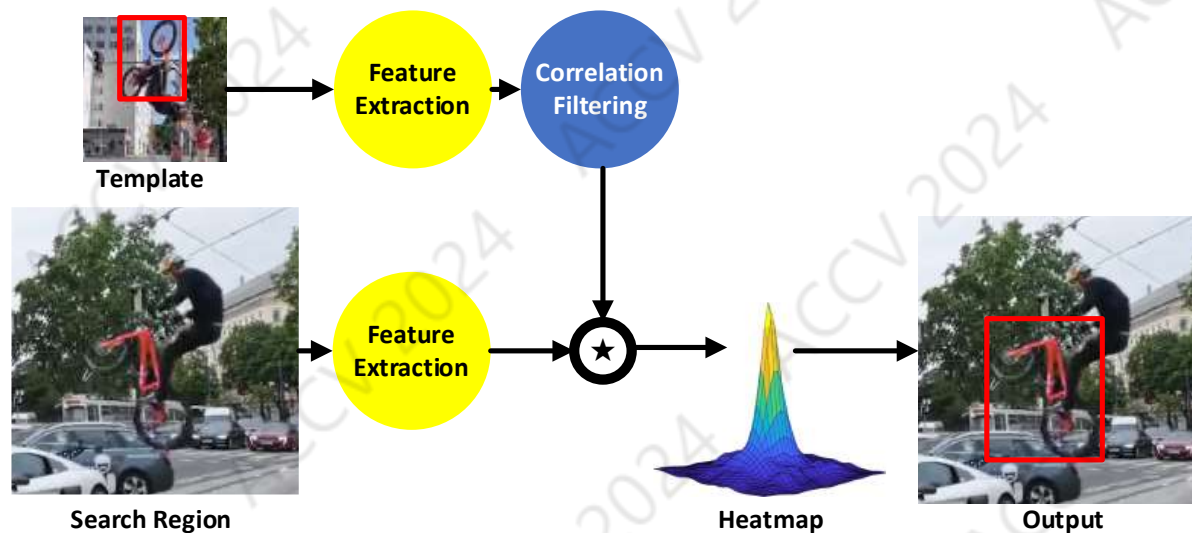
- **Purpose:**

- ❑ The initial static template struggles to **continuously guide tracking for dynamically changing targets.**
- ❑ The update strategy ensures that the algorithm **adapts to changes** in the target's appearance.

- **Representative Methods:**

- ❑ Incremental learning-based updates
- ❑ Online refactoring of the appearance model

# Machines: Correlation Filter Based Trackers



- **Overall Process:** Feature extraction, correlation filtering, output prediction
- **Advantages:**
  - **Correlation filter theory** expands training samples through cyclic shifts, effectively solving the problem of insufficient data in early methods.
  - **Fast Fourier Transform** reduces computational load and improves tracking efficiency.
- **Representative Methods:** KCF, ECO, UPDT

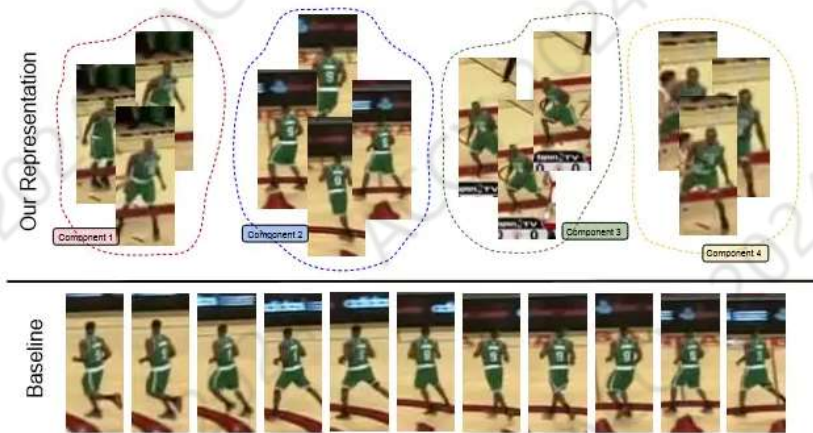
# Machines: Correlation Filter Based Trackers



## ➤ Kernel Correlation Filter (KCF) Algorithm

- A typical discriminative object tracking method.
- **Determines the target position by training a filter**, with high computational efficiency and strong tracking performance.
- **Core Design:**
  - ❑ **Target Initialization (t frame):** Select the target and sample around it to train the classifier (filter).
  - ❑ **Target Position Update (t+1 frame):** Sample near the target in the t+1 frame, use the classifier to perform correlation operations, and calculate the response at the sampling points.
  - ❑ **Determine Target Position:** Identify the sampling point with the **strongest response** that meets the threshold, and treat it as the target position in the t+1 frame.

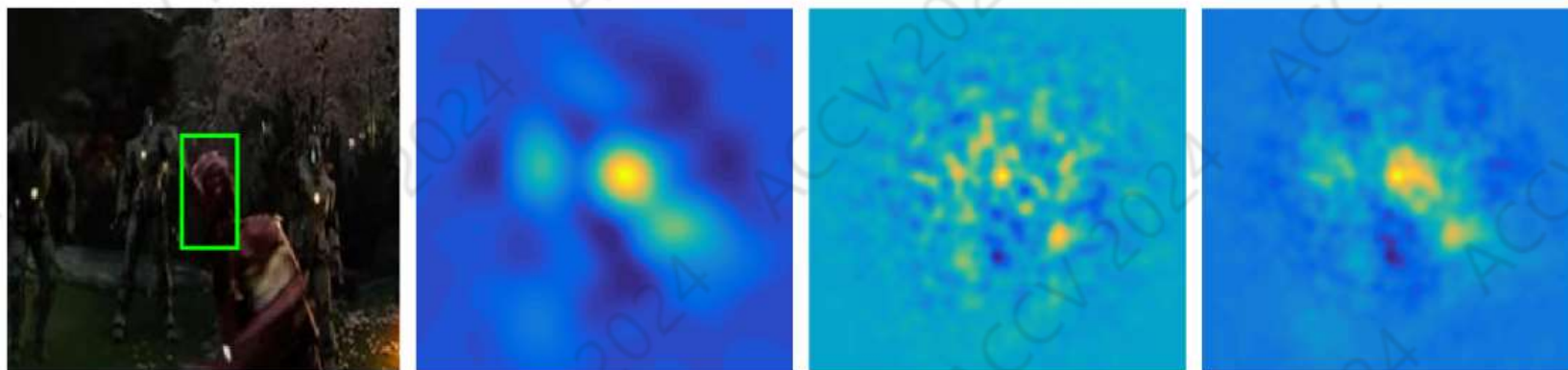
# Machines: Correlation Filter Based Trackers



## ➤ Efficient Convolutional Operators (ECO) Algorithm

- Aims to address the **computational complexity and overfitting issues** in Discriminative Correlation Filter (DCF) methods.
- **Core Design:**
  - ❑ **Factorized Convolution Operators:** Reduced model parameters, lowering complexity and avoiding overfitting.
  - ❑ **Generative Sample Space Model:** A compact sample generation model that enhances the diversity of training samples.
  - ❑ **Conservative Model Update Strategy:** By reducing the frequency of model updates, it improves tracking speed and prevents model drift.

# Machines: Correlation Filter Based Trackers



(a) Image sample

(b) Deep score

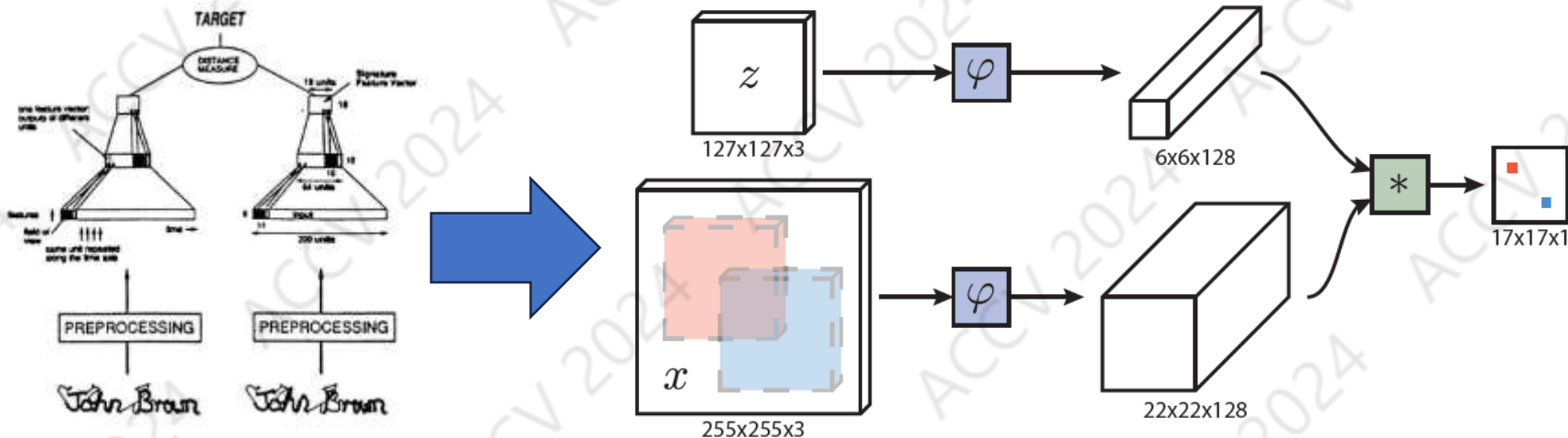
(c) Shallow score

(d) Fused score

## ➤ Unveiling the Power of Deep Tracking (UPDT) Algorithm

- Solves the issue in ECO where **deep features were not fully utilized**.
- **Core Design:**
  - ❑ **Separation of Deep and Shallow Features:** Deep features model high-level semantic information, while shallow features model texture and color information.
  - ❑ **Adaptive Response Map Fusion:** Based on detection quality assessment, adaptively fuses the response maps of deep and shallow features with weighted fusion.

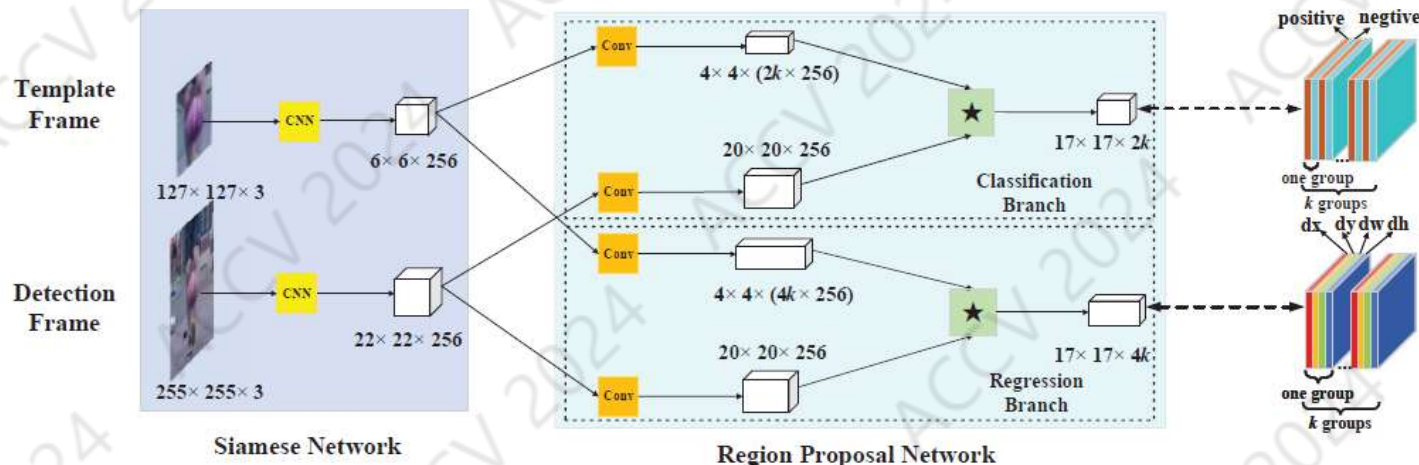
# Machines: Siamese Network



## ➤ SiamFC Algorithm

- **Network Architecture:** SiamFC uses two identical fully convolutional networks (FCNs) to extract features from the target template in the first frame and the search region in the subsequent frames. The network computes the cross-correlation between the two feature maps to predict the location of the object in the search region.
- **Core Design:** SiamFC assumes that the object remains within a specific search region and relies on the correlation between frames to track the object **without needing to update the model online**.
- **Impact:** SiamFC laid the groundwork for further development in deep learning-based object tracking.

# Machines: Siamese Network

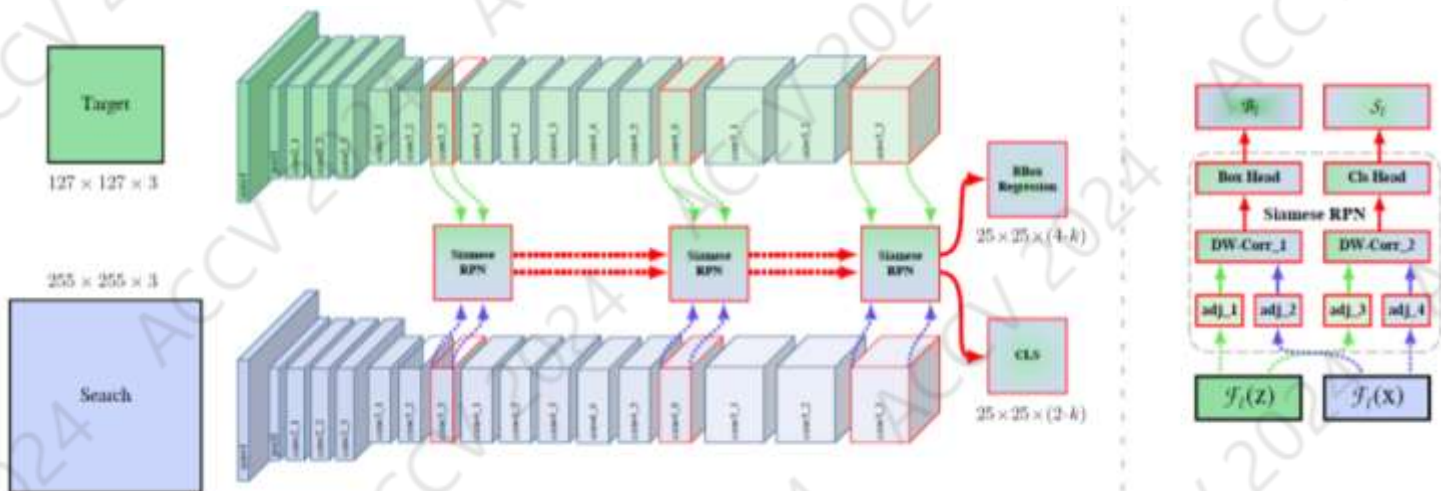


*SiamRPN adopts the Region Proposal Network (RPN), enabling the tracker to predict position and shape.*

## ➤ SiamRPN Algorithm

- **Network Architecture:** SiamRPN consists of two fully convolutional Siamese networks to extract features from the target template and the search region. These features are then passed through the RPN, which generates **region proposals** and refines the bounding box for the tracked object.
- **Core Design:** SiamRPN treats object tracking as a **detection problem** by using RPN to predict the object's location and bounding box in each frame. This allows for more accurate localization and **bounding box regression**, improving the tracking performance, especially for objects undergoing **scale and shape changes**.

# Machines: Siamese Network

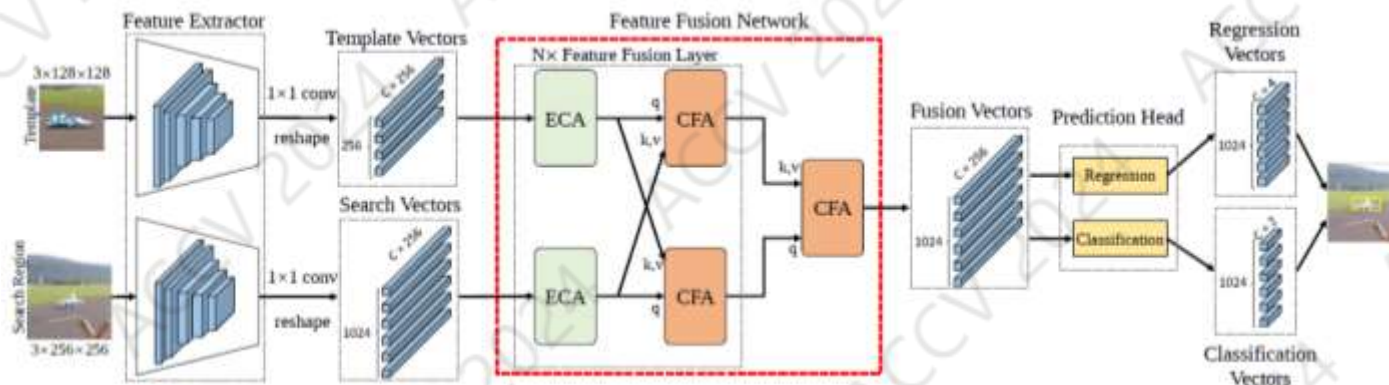


*SiamRPN++ adjusted the sampling strategy, making it possible to use deep networks like ResNet-50.*

## ➤ SiamRPN++ Algorithm

- **Network Architecture:** SiamRPN++ uses a ResNet backbone to extract more robust and discriminative features. This improves the network's ability to handle complex scenarios, including large appearance variations, occlusion, and background clutter, while maintaining real-time performance.
- **Core Design:** By upgrading the backbone from shallow convolutional networks to **deeper** ones (such as ResNet-50), SiamRPN++ can capture more detailed and **hierarchical feature representations**, which improves tracking performance in challenging conditions.

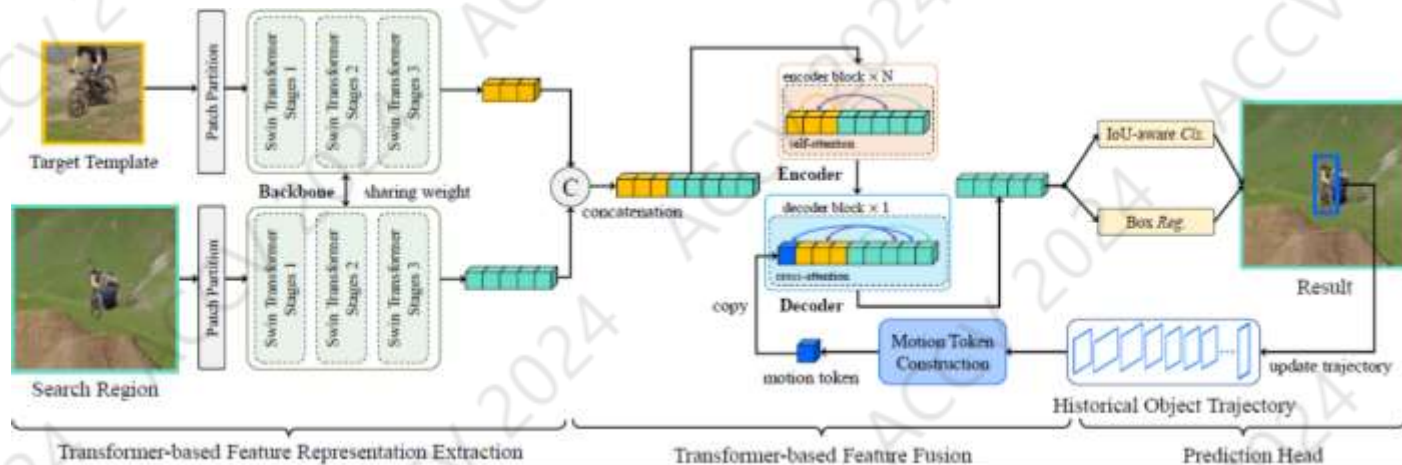




*TransT incorporates attention to replace the conventional correlation operation, efficiently merging the features of the template and search region.*

## ➤ TransT Algorithm

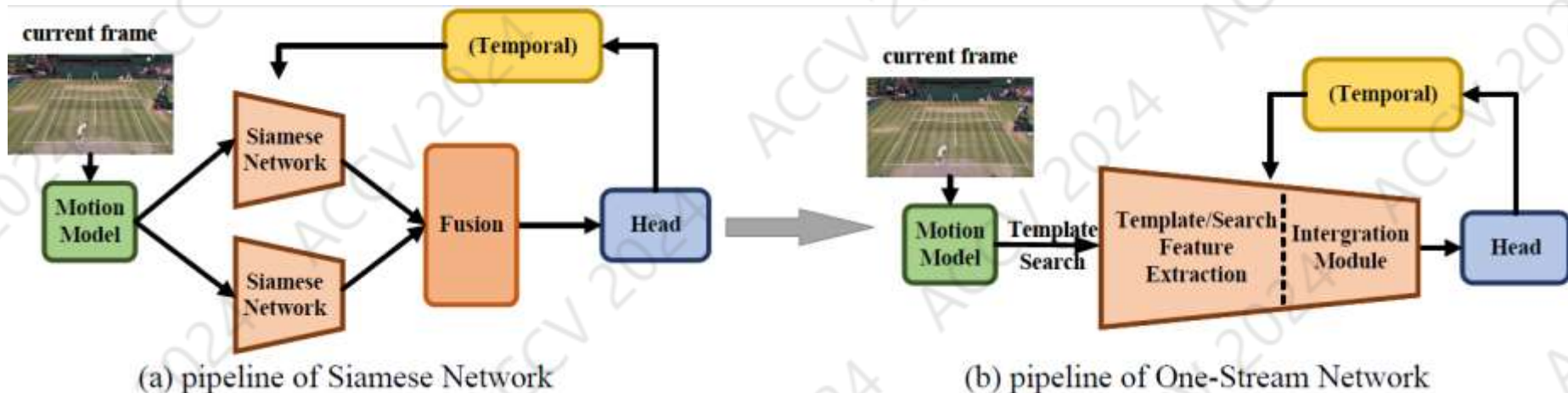
- **Network Architecture:** Unlike simple linear correlation in traditional trackers, TransT applies an attention mechanism in the feature fusion module to extract more comprehensive and context-aware feature representations. The **self-attention mechanism** in Transformers allows the model to capture dependencies between the target and the background more effectively.
- **Core Design:** The central idea of TransT is to leverage Transformer networks to model **long-range dependencies** and capture **global contextual information** in the feature space, leading to more robust tracking performance, particularly in challenging scenarios like occlusions, scale variation, and background clutter.



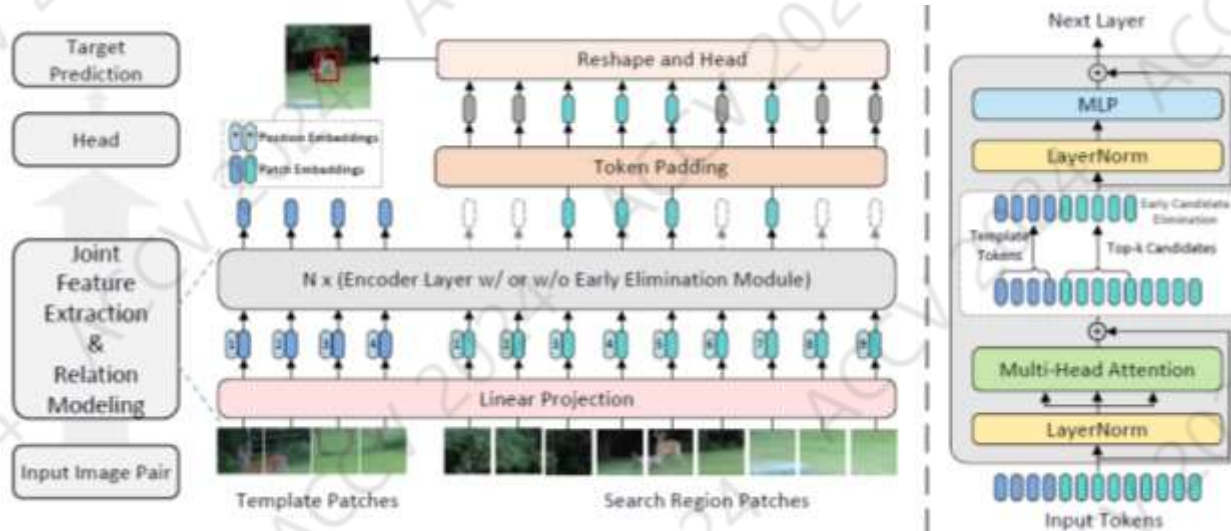
*SwinTrack adopts the Swin Transformer as its backbone, while also utilizing an attention-based feature fusion module. This represents a major leap for Transformer-based trackers.*

## ➤ SwinTrack Algorithm

- **Network Architecture:** SwinTrack is a state-of-the-art object tracking algorithm that leverages the **Swin Transformer** architecture for feature extraction and modeling long-range dependencies. The Swin Transformer, originally proposed for visual recognition tasks, is adapted in SwinTrack to handle the unique challenges of object tracking.
- **Core Design:** SwinTrack utilizes shifted **window-based attention** to efficiently capture both **local and global contextual information**, making it particularly effective in complex tracking scenarios involving occlusions, background clutter, and varying object scales.



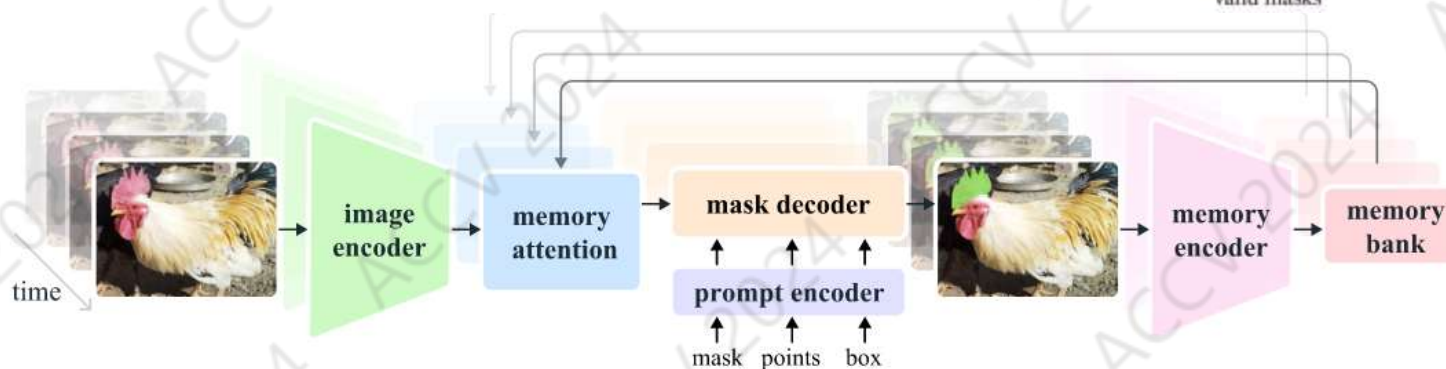
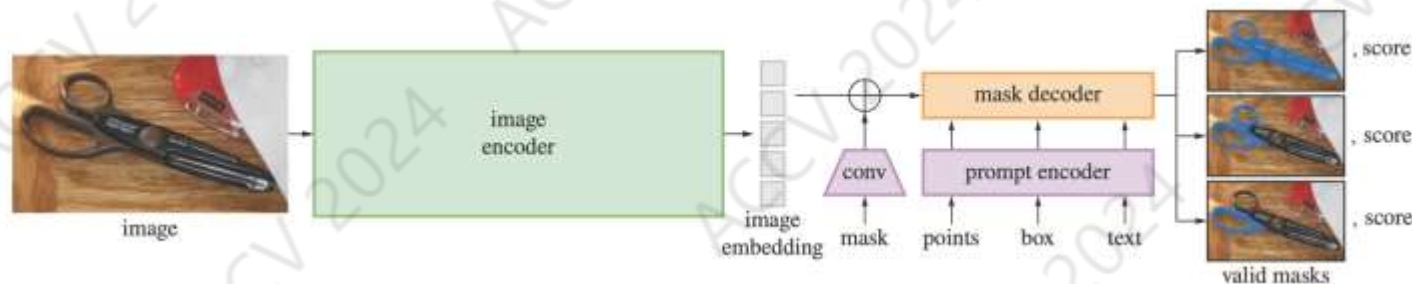
- The original Siamese neural network (SiamFC) used a **CNN backbone** and a **cross-correlation layer** for feature fusion. This **two-stream approach** processes the template and search region separately, then merges the results for tracking.
- As the field of computer vision and hardware have progressed, **self-attention mechanisms** have been introduced into Siamese networks. This has led to the development of **Transformer-based one-stream architectures**, which process both the template and search region in a unified manner, ultimately replacing the Siamese structure.



## ➤ OSTRack Algorithm

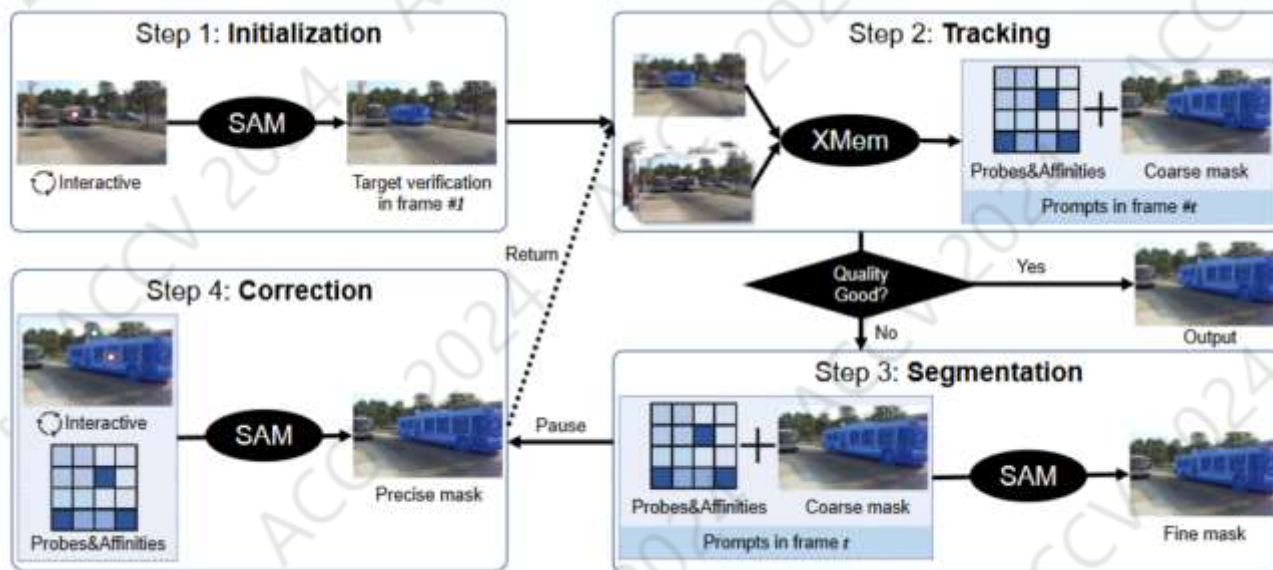
- OSTRack proposes a unified one-stream architecture where both **feature learning and relation modeling** are performed within a single network. This contrasts with traditional tracking models that may separate feature extraction from the relation modeling process, thus **reducing computational overhead and improving efficiency**.
- **Core Design:** The framework integrates feature learning and the relationship between the target and the search region in **one stream**, ensuring that the network can simultaneously learn object representations and how they relate to the background or other objects in the scene.

# Machines: LVM-based Trackers

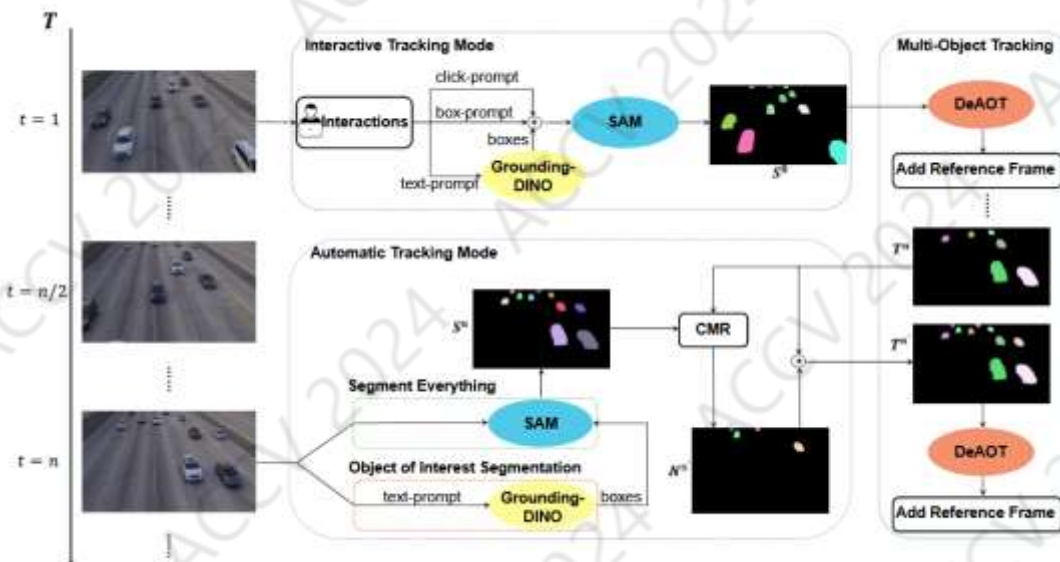


## SAM & SAM2

- **Background:** Recently, foundational vision/multimodal models have demonstrated exceptional capabilities in perceiving and understanding image/modality content.
  - **How can these models be applied to SOT tasks? → Design a pipeline**
- **Exploratory Works**
  - TAM (Track Anything Model)
  - SAM-Track (Segment and Track Anything)
  - TrackGPT (Tracking with Human-Intent Reasoning)

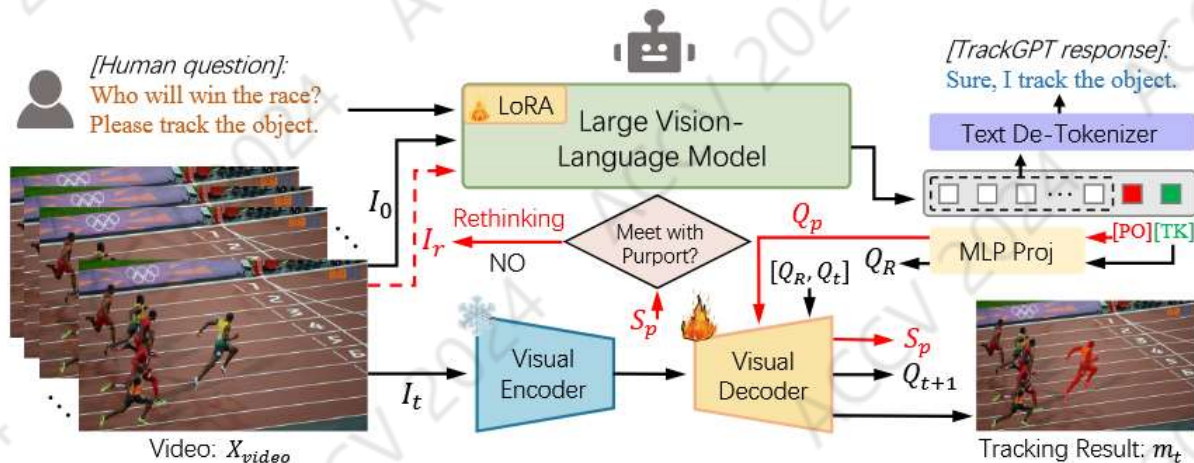


- **TAM (Track Anything Model):** Combines SAM, DeAOT, and Grounding-DINO to create an efficient multi-object video segmentation model.
- **Pipeline**
  - Users **interactively initialize** by clicking on the object to define the target.
  - XMem is used to give mask predictions for the object in the next frame based on **temporal and spatial correspondence**.
  - SAM is utilized to provide a more **precise mask description**.
  - Users can **pause** and correct the tracking immediately upon noticing a failure.



- **SAM-Track (Segment and Track Anything):** Applies SAM to the XMem video segmentation model, achieving an interactive video object segmentation model.
- **Pipeline**
  - **Multimodal Interaction:** Users can select the target through clicking, drawing, or text input.
  - **Automatic Tracking:** SAM-Track, combined with DeAOT, automatically tracks multiple objects in the video.
  - **Enhanced Semantic Understanding:** With Grounding-DINO, SAM-Track supports object selection based on natural language.

# Machines: LVM-based Trackers



- **TrackGPT:** Proposes a new object tracking task—**Instruction Tracking**. Tracker autonomously reasons and tracks objects in video based on implicit instructions, rather than relying on explicit bounding boxes or language descriptions.
- **Core Design:**
  - **Self-Reasoning:** Utilizes LVLM to understand implicit instructions and reason about the target object.
  - **Cross-Frame Propagation Mechanism:** Adapt to appearance changes.
  - **Rethinking Mechanism:** When the tracking results do not align with the instructions, TrackGPT automatically adjusts and updates the tracking process.

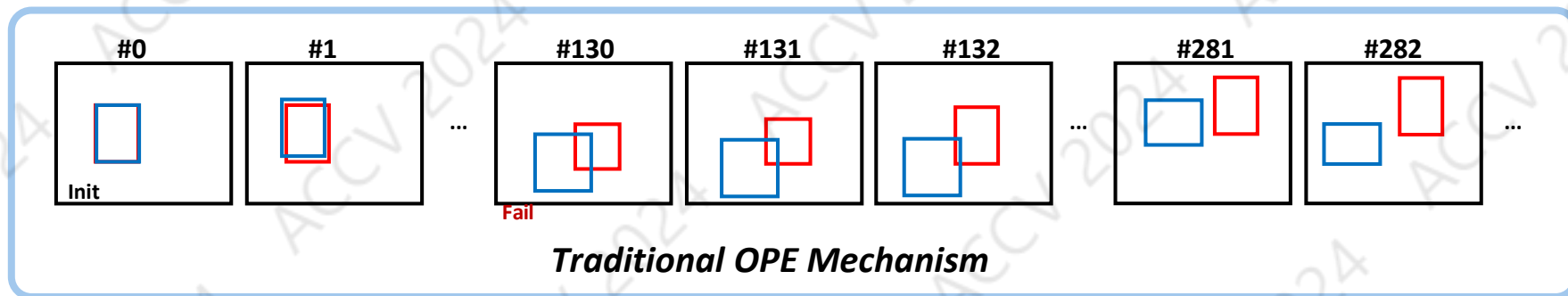


# ***Machine-to-Machine Evaluation***

***Algorithms are evaluated against benchmarks by comparing their outputs with other algorithms.***

# Machine-to-Machine Evaluation

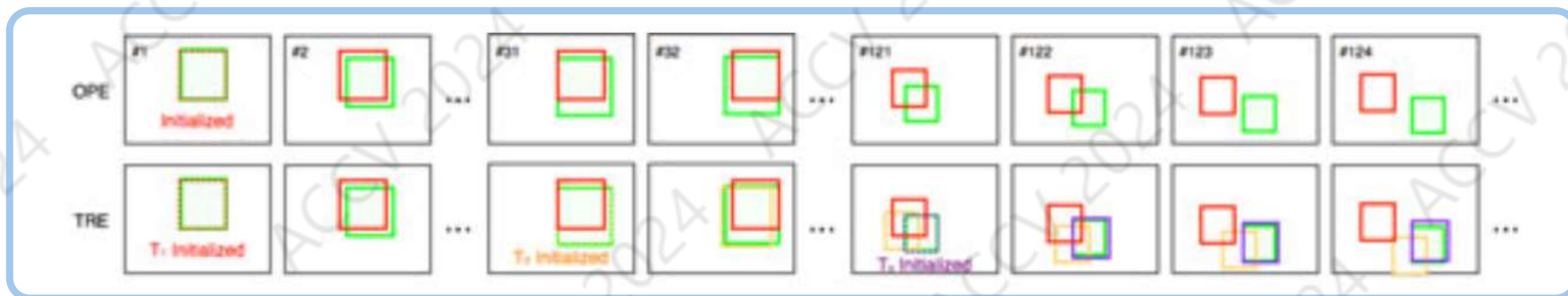
- Evaluation Mechanism: OPE



➤ **OPE (One-Pass Evaluation):** One-Pass Evaluation (OPE) is a fundamental evaluation method in SOT. It evaluates a tracker by **initializing it in the first frame and letting it run through the entire sequence without reinitialization.**

- **Objective:** Measure the accuracy and robustness of tracking algorithms by allowing the tracker to operate without any manual reinitialization.
- **Limitations:**
  - ❑ **Influence of initialization:** A poor initialization may cause significant variations in results, as **different starting points could lead to major differences** in tracking performance. → **TRE, SRE**
  - ❑ **Tracking failure:** When tracking fails, the tracker **continues to lose the target** for the remainder of the sequence, providing no meaningful insights after failure. → **Restart Mechanism**

- Evaluation Mechanism: TRE



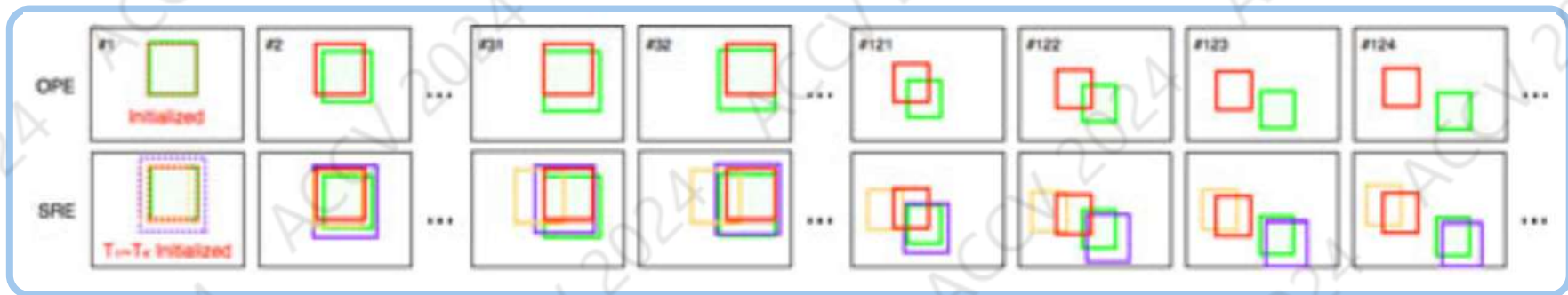
➤ **Temporal Robustness Evaluation (TRE)** tests the robustness of tracking algorithms by **reinitializing the tracker at different starting points** throughout the sequence.

This is done to simulate varying temporal conditions.

- **Objective:** Evaluate how well a tracker can **handle different temporal conditions** by restarting tracking from multiple frames.
- **TRE Key Metrics:**
  - ❑ **Average Performance:** The tracker is evaluated on the entire sequence by measuring precision and success from different starting points.
  - ❑ **Consistency:** Measures how consistently the tracker performs when initialized at different times within the same sequence.
- **Applications:** TRE is valuable for testing how well tracking algorithms can recover from failures or adapt to changes in target appearance over time.

# Machine-to-Machine Evaluation

- Evaluation Mechanism: SRE

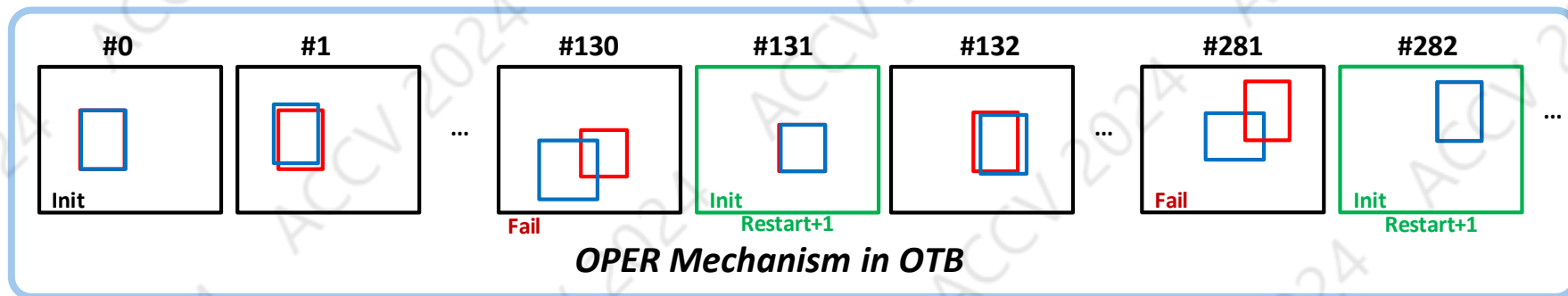


➤ **Spatial Robustness Evaluation (SRE)** involves **perturbing the initial position or scale of the target** in the first frame. This tests how well the tracker can **handle variations in the initial spatial position or size**.

- **Objective:** Evaluate a tracker's robustness to **spatial changes** by starting tracking with slight errors in the initial bounding box.
- **SRE Key Metrics:**
  - ❑ **Tracking Accuracy:** Measures how well the tracker adapts to slight errors in the starting bounding box.
  - ❑ **Resilience to Perturbations:** Evaluates the tracker's ability to handle errors in position or scale during initialization.
- **Applications:** SRE is particularly useful for testing robustness to inaccuracies in manual annotations or initial target detection errors.

# Machine-to-Machine Evaluation

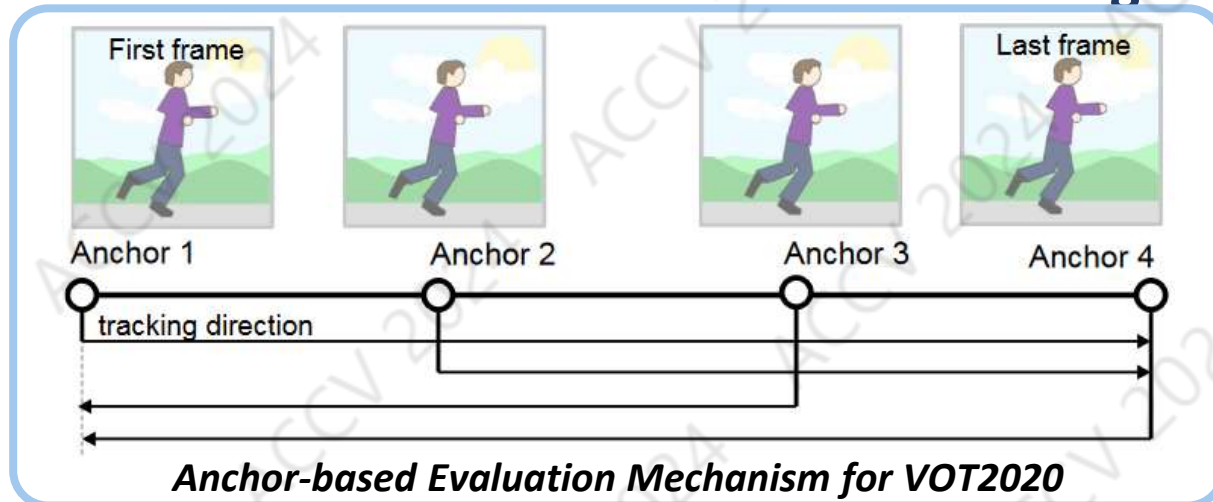
- Evaluation Mechanism: Restart for OTB Benchmark



- **Restart Mechanism** is designed to **reinitialize a tracker when tracking failure is detected**, offering a solution to **prolonged tracking failures**. Originally implemented in OTB, this mechanism has been further developed and adapted to improve evaluation consistency across different tracking scenarios.
  - **OPER (OPE with Restart)**: OPER reinitializes the tracking algorithm upon failure and resets the target in the next frame. This ensures that **tracking performance is not unfairly penalized by cumulative errors**, as the evaluation will continue with re-initialized target information.
  - **SRER (SRE with Restart)**: SRER similarly handles spatial challenges by reinitializing the tracker in spatially robust environments. It is particularly useful in long-term tracking scenarios where objects reappear after disappearing from the frame.

# Machine-to-Machine Evaluation

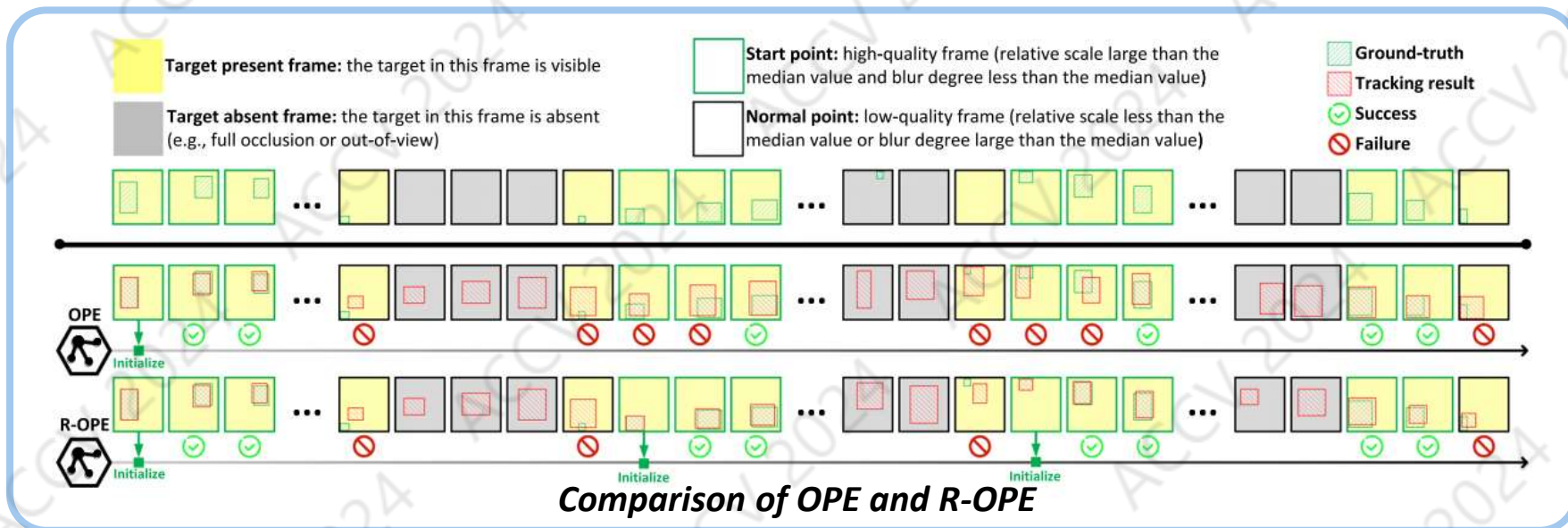
- Evaluation Mechanism: Restart for VOT Challenge



- Traditional reset mechanism for VOT is similar to OPER, but this mechanism can **introduce causal correlations** between the first reset and subsequent ones, affecting the evaluation fairness.
- The reset mechanism is replaced by **initialization points** called **anchors**. These are equally spaced along the sequence, removing tracker dependence and ensuring consistency in evaluation.
  - **Anchor Placement:** Anchors are placed **every  $\Delta_{anc}$  frames** throughout the sequence. The first and last anchors are at the start and end of the sequence.
  - **Tracking Direction:** A tracker is run from each anchor either forward or backward to ensure the longest possible sub-sequence is used for evaluation.

# Machine-to-Machine Evaluation

- Evaluation Mechanism: Restart for VideoCube

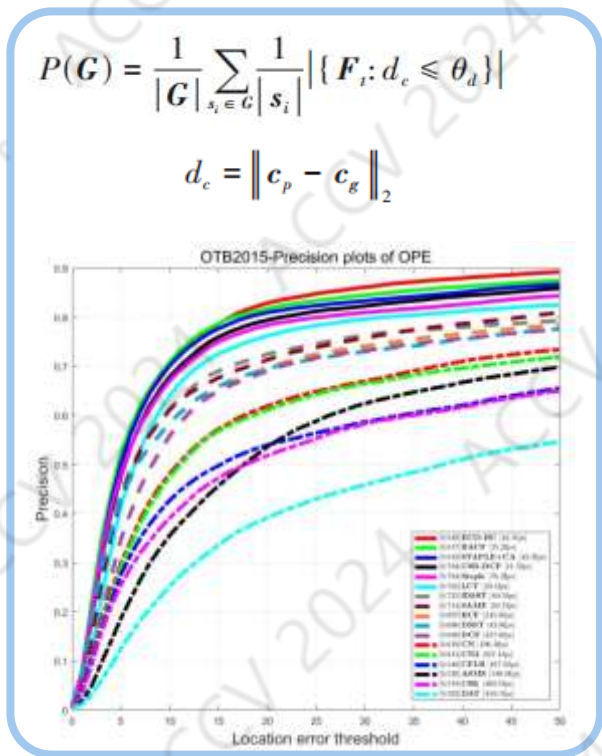


➤ **R-OPE (Restart-Based OPE)** is a new reset mechanism introduced in 2023 for the VideoCube benchmark, particularly designed to address real-world tracking tasks that involve complex scenarios.

➤ **Key Concept:**

- In this mechanism, the tracker is reset not immediately after failure, but at the nearest anchor point (**frame with clear appearance information**).
- By choosing optimal restart points, R-OPE **avoids repeatedly initializing in problematic regions of the video**.

- Evaluation Metrics: Precision



➤ **Precision (PRE):** Precision is one of the most commonly used evaluation metrics in single object tracking tasks, primarily used to measure the accuracy of the predicted result. It reflects **how closely the predicted target position matches the actual target position in each frame.**

➤ **Calculation Method:** Precision is typically calculated by measuring the **Euclidean distance between the predicted target center and the ground truth center.** If this distance is smaller than a predefined threshold, the frame is considered as correctly tracked. The proportion of such frames over the total number of frames gives the precision.

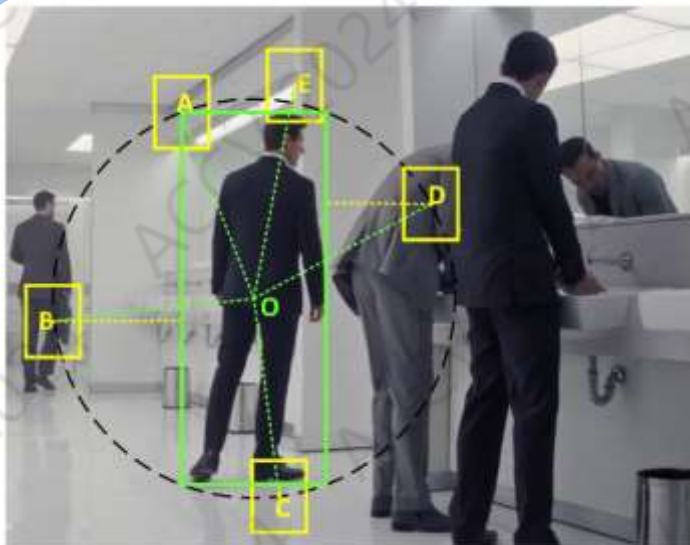
**Limitations:**  
In cases where the target's size changes significantly or has irregular shapes, evaluating solely by center point distance can introduce biases.

- **Common Threshold:** A typical threshold for tracking tasks is **20 pixels**, meaning if the distance between the predicted center and the true center is less than 20 pixels, the tracking is deemed successful for that frame.



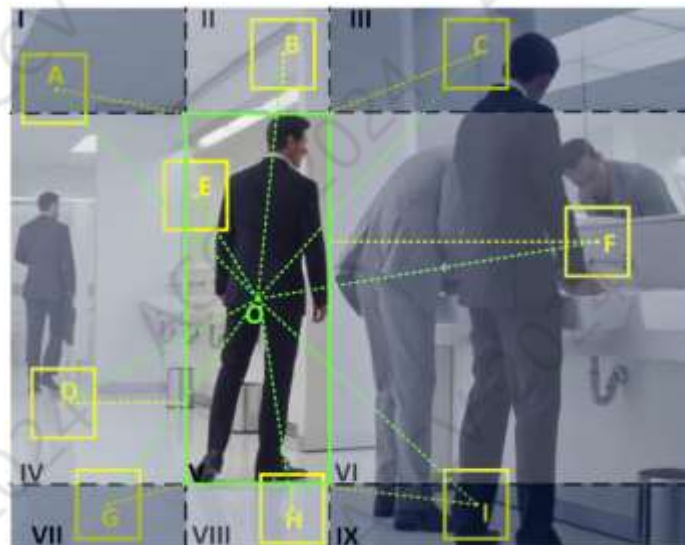
# Machine-to-Machine Evaluation

- Evaluation Metrics: Precision



**PRE: A=B=C=D=E**

$$P(G) = \frac{1}{|G|} \sum_{s_i \in G} \frac{1}{|s_i|} |\{F_i; d_c \leq \theta_d\}|$$
$$d_c = \|c_p - c_g\|_2$$

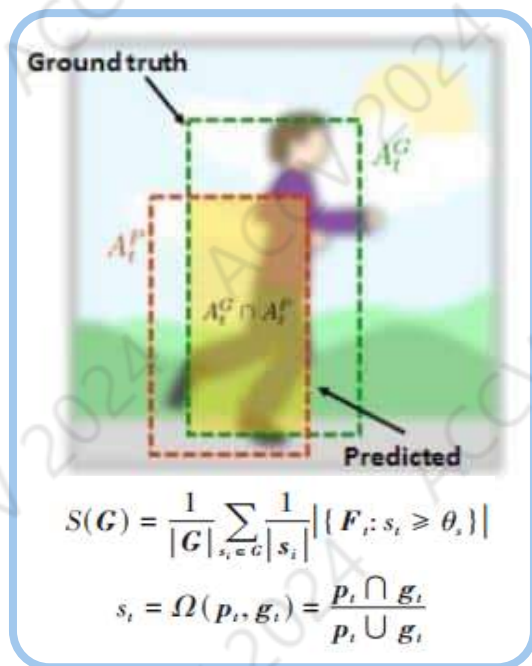


**N-PRE: E is the best**

$$P'(G) = \frac{1}{|G|} \sum_{s_i \in G} \frac{1}{|s_i|} |\{F_i; N'(d_c) \leq \theta'_d\}|$$
$$N'(d_c) = \frac{d'_c}{\max(\{|d'_i|; i \in F_i\})}$$

- **Normalized Precision (N-PRE):** Normalized precision is calculated by **normalizing the center error** as a ratio of the target's scale. Specifically, **the target width and frame resolution** are combined as the normalization factor, and the Euclidean distance between the predicted center and the groundtruth center is normalized. A normalized threshold is then used to determine if the tracking is accurate.

- Evaluation Metrics: Success Rate



➤ **Success Rate (SR):** SR is one of the key evaluation metrics used in single object tracking tasks to assess the overall performance of tracking algorithms. Unlike PRE, which focuses on the accuracy of the center point, success rate evaluates **how well the predicted bounding box overlaps with the ground truth bounding box**, providing a more comprehensive measure of the tracking performance in terms of object detection and position tracking.

➤ **Calculation Method:** Success rate is determined by calculating the **Intersection over Union (IoU)** between the predicted bounding box and the ground truth bounding box. IoU measures the overlap between the two bounding boxes as a ratio of their intersection area to their union area. If the IoU is greater than a predefined threshold (**typically 0.5**), the frame is considered to be successfully tracked.

## Limitations:

In cases where the predicted and ground truth bounding boxes have little to no overlap, IoU cannot capture the spatial relationship between them, leading to a zero score.

# Machine-to-Machine Evaluation

- State-of-the-art Results: OTB100



Rank	Model	AUC	Precision↑	Paper	Code	Result	Year
1	PIVOT-L	0.712	0.946	<a href="#">Improving Visual Object Tracking through Visual Prompting</a>	<a href="#">Code</a>	<a href="#">Result</a>	2024
2	TRASFUST	0.701	0.931	<a href="#">Tracking-by-Trackers with a Distilled and Reinforced Model</a>	<a href="#">Code</a>	<a href="#">Result</a>	2020
3	AAA	0.70	0.91	<a href="#">AAA: Adaptive Aggregation of Arbitrary Online Trackers with Theoretical Performance Guarantee</a>	<a href="#">Code</a>	<a href="#">Result</a>	2020
4	GradNet		0.861	<a href="#">GradNet: Gradient-Guided Network for Visual Object Tracking</a>	<a href="#">Code</a>	<a href="#">Result</a>	2019

# Machine-to-Machine Evaluation

- State-of-the-art Results: TrackingNet



Other models (grey dots) Models with highest Precision (green line)

Other models (grey dots) Models with highest Accuracy (green line)

Rank	Model	Accuracy↑	Normalized Precision	Precision	Success Rate	AUC	Paper	Code	Result	Year
1	ARTrackV2-L	86.1	90.4	86.2			ARTrackV2: Prompting Autoregressive Tracker Where to Look and How to Describe	<a href="#">Code</a>	<a href="#">Result</a>	2023
2	MixViT-L (ConvMAE)	86.1	90.3	86.0			MixFormer: End-to-End Tracking with Iterative Mixed Attention	<a href="#">Code</a>	<a href="#">Result</a>	2023
3	ODTrack-L	86.1					ODTrack: Online Dense Temporal Token Learning for Visual Tracking	<a href="#">Code</a>	<a href="#">Result</a>	2024
4	LoRAT-g-378	86.0	90.2	86.1			Tracking Meets LoRA: Faster Training, Larger Model, Stronger Performance	<a href="#">Code</a>	<a href="#">Result</a>	2024
5	LoRAT-L-378	85.6	89.7	85.4			Tracking Meets LoRA: Faster Training, Larger Model, Stronger Performance	<a href="#">Code</a>	<a href="#">Result</a>	2024

# Machine-to-Machine Evaluation

- State-of-the-art Results: GOT-10k



Rank	Model	Average Overlap	Success Rate 0.5	Success Rate 0.75	Paper	Code	Result	Year
1	LoRAT-g-378	78.9	87.8	80.7	Tracking Meets LoRA: Faster Training, Larger Model, Stronger Performance	<a href="#">Code</a>	<a href="#">Result</a>	2024
2	ARTrackV2-L	79.5	87.8	79.6	ARTrackV2: Prompting Autoregressive Tracker Where to Look and How to Describe	<a href="#">Code</a>	<a href="#">Result</a>	2023
3	LoRAT-L-378	77.5	86.2	78.1	Tracking Meets LoRA: Faster Training, Larger Model, Stronger Performance	<a href="#">Code</a>	<a href="#">Result</a>	2024
4	ARTrack-L	78.5	87.4	77.8	Autoregressive Visual Tracking	<a href="#">Code</a>	<a href="#">Result</a>	2023
5	RTracker-L	77.9	87	76.9	RTracker: Recoverable Tracking via PN Tree Structured Memory	<a href="#">Code</a>	<a href="#">Result</a>	2024

# Machine-to-Machine Evaluation

## State-of-the-art Results: LaSOT



• Other models    • Models with highest AUC

• Other models    • Models with highest Precision

Rank	Model	AUC	Normalized Precision	Precision↑	Paper	Code	Result	Year
1	LoRAT-g-378	76.2	85.3	83.5	Tracking Meets LoRA: Faster Training, Larger Model, Stronger Performance	<a href="#">🔗</a>	<a href="#">📄</a>	2024
2	PiVOT-L	73.4	84.7	82.1	Improving Visual Object Tracking through Visual Prompting	<a href="#">🔗</a>	<a href="#">📄</a>	2024
3	LoRAT-L-378	75.1	84.1	82.0	Tracking Meets LoRA: Faster Training, Larger Model, Stronger Performance	<a href="#">🔗</a>	<a href="#">📄</a>	2024
4	ARTrackV2-L	73.6	82.8	81.1	ARTrackV2: Prompting Autoregressive Tracker Where to Look and How to Describe	<a href="#">🔗</a>	<a href="#">📄</a>	2023
5	MixViT-L (ConvMAE)	73.3	82.8	80.3	MixFormer: End-to-End Tracking with Iterative Mixed Attention	<a href="#">🔗</a>	<a href="#">📄</a>	2023

## ➤ Machines:

- Traditional Trackers
- Correlation Filter Based Trackers
- Siamese Neural Network Based Trackers
- One-stream Trackers
- LVM-based Trackers
- **Impact:** These advancements highlight the shift from basic motion modeling to sophisticated, context-aware algorithms **that bring machine performance closer to human-like tracking abilities.**

## ➤ Machine-to-Machine Evaluation:

- Machine-to-machine evaluation has **long served as the primary method** for assessing tracking performance, relying on benchmarks that compare algorithmic outputs with ground-truth data in controlled environments.
- This approach focuses on metrics like accuracy, robustness, and computational efficiency, which are **valuable for assessing fundamental tracking capabilities**.



***Time Break***  
***About 20 Minutes***

# CONTENTS

- Introduction
- Part 1. Visual Object Tracking Task
- Part 2. Experimental Environments
- Part 3. Algorithms and Traditional Machine-Machine Comparisons
- **Part 4. Human Visual Abilities and Visual Turing Test**
  - Humans
  - Visual Turing Test
- Trends and Future Directions



Scan to download  
this tutorial PPT

# ***Humans***

***We will learn some basic information about human visual theories and abilities.***

# Humans: Visual Theories

- Introduction to Visual Theories




**Visual information: 83%**  
Auditory information: 11%  
Olfactory information: 3.5%  
Taste information: 1%  
Tactile information: 1.5%

Humans are “**visual animals**”

Static Visual Ability (SVA)



*Detection, recognition, classification*  
...



Dynamic Visual Ability (DVA)



*Tracking*

- Visual theories offer insights into **how humans process and interpret visual information**, providing a foundation for improving algorithms.
- Theories such as **Feature Integration Theory**, **Recognition-by-Components**, and **Visual Computation** have inspired the development of advanced computer vision systems.

# Humans: Visual Theories

- Feature Integration Theory (1980)

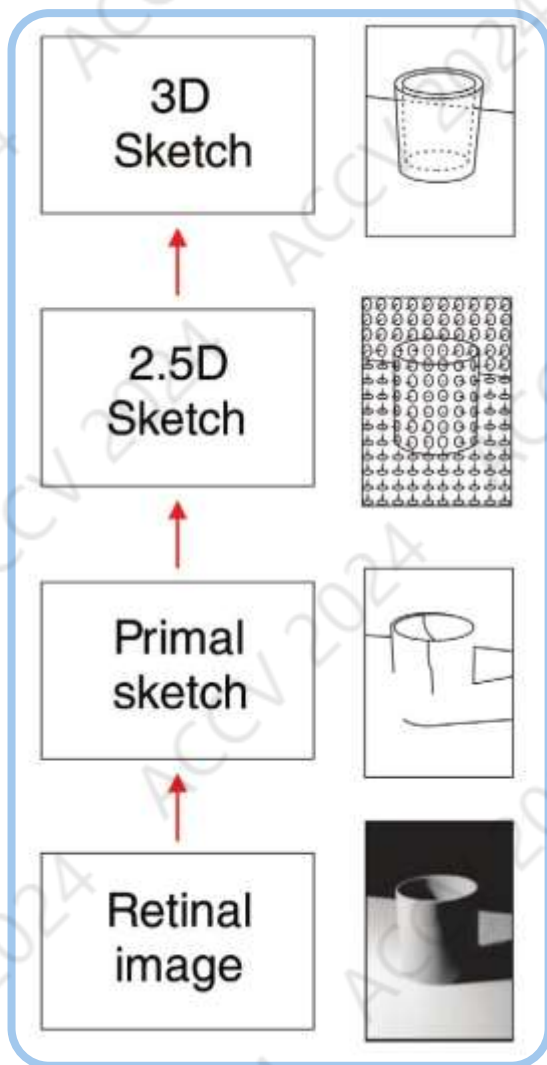
Condition: easy Distractors: <b>O</b> , <b>N</b> Target: <b>O</b>	Condition: difficult Distractors: <b>X</b> , <b>T</b> Target: <b>T</b>	Distractors: <b>P</b> , <b>Q</b> Target: <b>R</b>	Distractors: <b>P</b> , <b>B</b> Target: <b>R</b>
		illusory conjunction	non-illusory conjunction

$P + Q = \cancel{P} = R$   
illusory "R"

- This theory explains how humans **combine separate visual features** (such as color, shape, size) **to form a coherent object perception**. It suggests that the brain **processes simple features in parallel** and integrates them into a unified perception during focused attention.
- **Applications:** Feature-based tracking algorithms mimic this theory by **extracting multiple object characteristics** (such as color, texture, shape) to maintain robust tracking performance, especially in complex environments.

# Humans: Visual Theories

- **Visual Computation Theory (1982)**



➤ Describes how the brain processes visual information through a series of **hierarchical stages**, starting from a basic edge detection to the construction of complex, 3D object representations. The theory breaks down vision into three main levels:

- **Raw primal sketch:** Initial edge and texture information.
- **2.5D sketch:** Intermediate-level representation of objects' positions and orientation.
- **3D representation:** Full object understanding for recognition and interaction.

➤ **Applications:** This theory underlies many modern tracking algorithms, where visual data is processed hierarchically, starting from **low-level features** (e.g., edges, textures) to **high-level representations** (e.g., object shapes, motions).

# Humans: Visual Theories

- Recognition-by-Components Theory (1987)

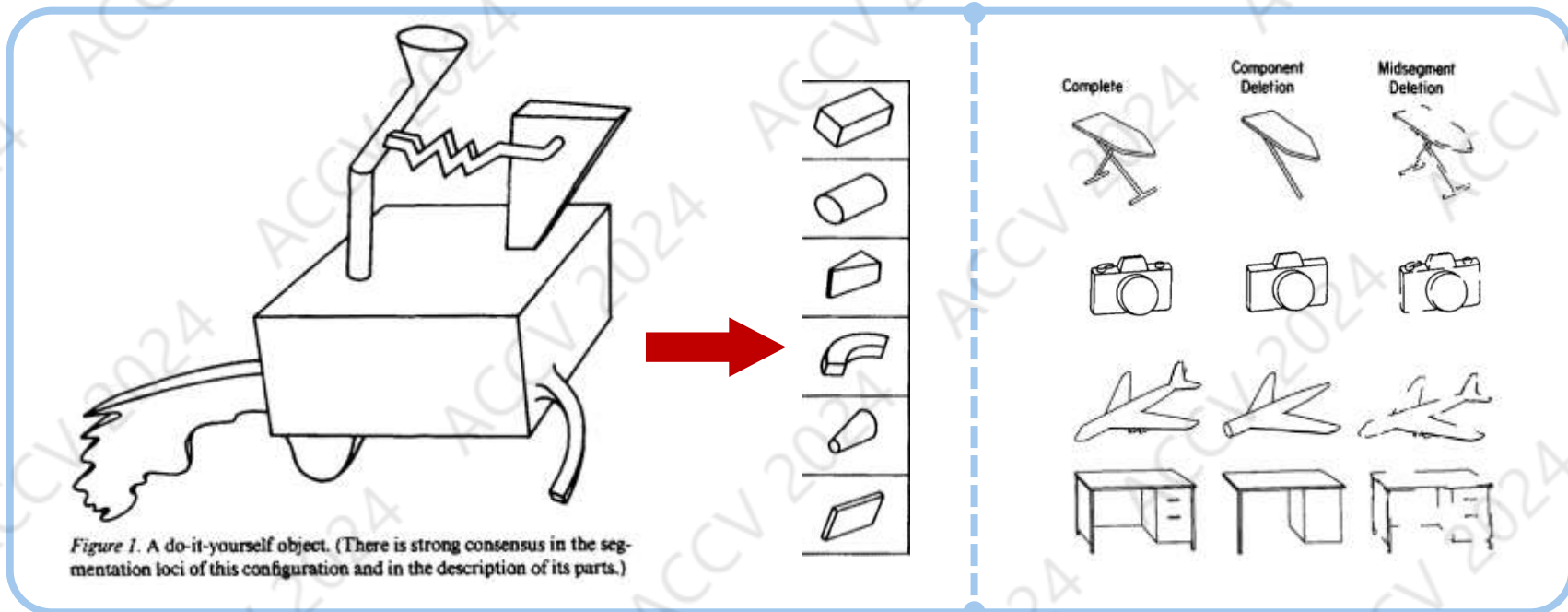
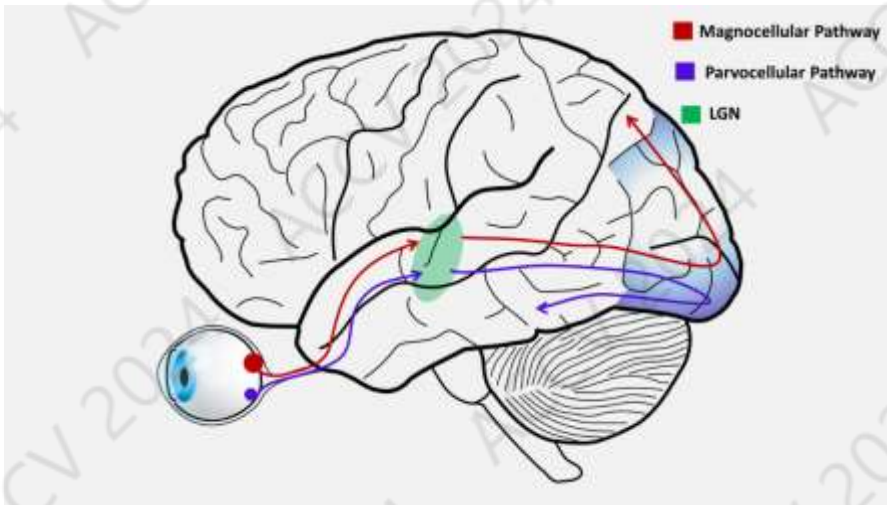


Figure 1. A do-it-yourself object. (There is strong consensus in the segmentation loci of this configuration and in the description of its parts.)

- Suggests that humans recognize objects by breaking them down into basic geometric shapes, called "**geons**." These geons form the building blocks of object recognition. The theory argues that recognizing the components is sufficient for object identification, even if some parts of the object are obscured.
- **Applications:** Inspired object segmentation techniques in tracking, where objects are broken down into parts for **more accurate identification and tracking**.

# Humans: Visual Ability

- Overview of Human Visual Capabilities



- The **magnocellular** (M cell) pathway carries information about **large, fast things** (low spatial frequency; high temporal frequency) and is **colorblind**.
- The **parvocellular** (P Cell) pathway carries information about **small, slow, colorful things** (high spatial frequency information; low temporal frequency information).

- Pioneering research from a neurophysiological has allowed distinction between the two main types of visual acuity:

- **Static Visual Ability:** The ability to perceive and interpret **stationary or slow-moving objects**, whose basic neural support is the **parvocellular system**.
- **Dynamic Visual Ability:** The ability to perceive and track **fast-moving objects** or predict their trajectories, whose basic neural support is the **magnocellular system**.



# Humans: Visual Ability

- **Static Visual Capability**



➤ **Definition:** SVA is defined as the ability to distinguish the details of **static objects** whose image is formed on the retina when the evaluated subject is also **stationary**.

➤ **Key points for measuring SVA:** In assessing this visual ability, some basic thresholds can be considered:

- **Minimum detectable threshold:** ability to perceive the smallest object in the visual field.
- **Minimum resolution threshold:** ability to perceive as separate two objects that are very close together.
- **Minimum perceptible alignment threshold:** refers to the ability to detect the alignment between two discontinuous segments whose ends are very close together.
- **Minimum recognition threshold:** ability to properly identify the shape or orientation of an object (e.g. a letter). This threshold is commonly referred to as visual acuity.



# Humans: Visual Ability

- **Static Visual Capability**

- **Influencing Factors:** Among the subject factors that may **influence** SVA:

- The most determinants is the **refractive error**, which, in most cases, would require the appropriate optical prescription to achieve normal visual acuity.
- Another very important element is the **age of the subject**, which is known to lead to anatomical and physiological changes that adversely affect visual perception.

- **Limitations:** There are two limitations that show the inadequacy of measuring only SVA to assess the functioning of the visual system:

- Many visual stimuli to which we must respond to in real life **are often in motion**.
- The SVA tests refer to letters or symbols often displayed under conditions of **maximum contrast (black on white)**, even though such high level of contrast is seldom observed in the different situations of daily life.

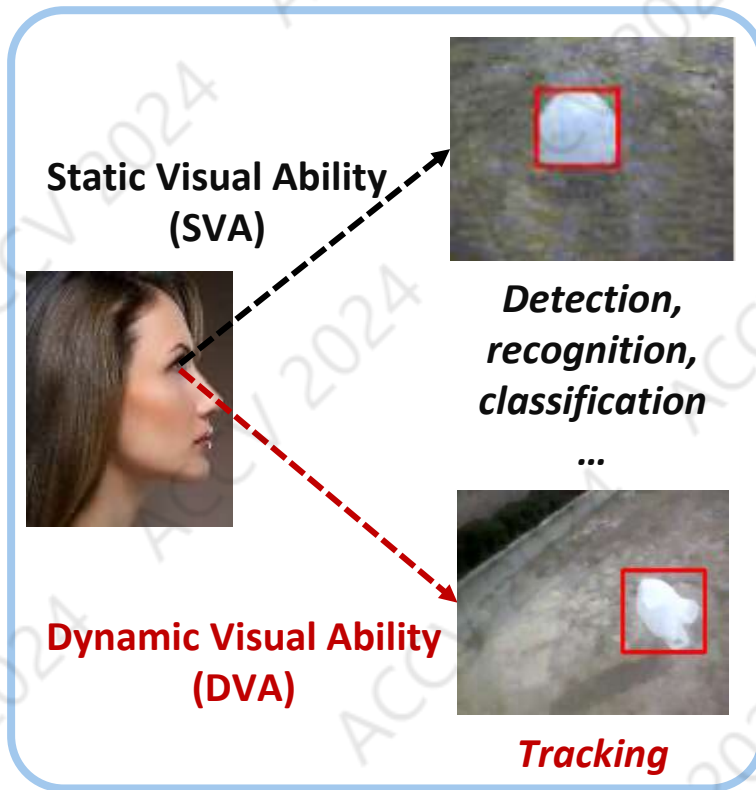
# Humans: Visual Ability

- **Dynamic Visual Capability**

- **Definition:** Dynamic visual acuity (DVA) describes the ability to visually **resolve subtle spatial details** of an object when the object, the observer, or both, are **moving**.

- **Correlation between DVA and SVA**

- **Static vs. Dynamic:** While dynamic visual capability often builds on static capability, research shows that **having excellent static visual capability does not always mean strong dynamic capability**. Individuals with high static visual acuity might struggle with tracking moving objects.
- **Complementary Abilities: Both capabilities are essential in designing tracking systems** that can handle a wide range of visual tasks, from identifying stationary objects to tracking fast-moving targets in real time.





# Humans: Visual Ability

- **Dynamic Visual Capability**

- **Measurement Technology:** Unfortunately, despite the importance of DVA, specific instruments with proven reliability and validity that enable further research of such ability are **inadequate and chaotic**.

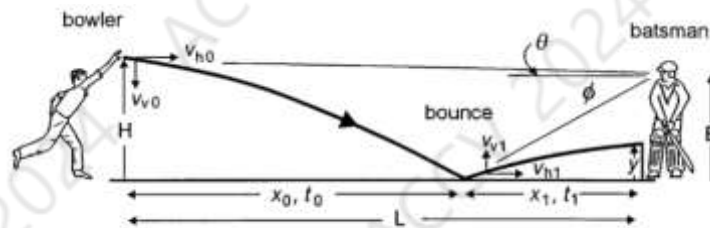
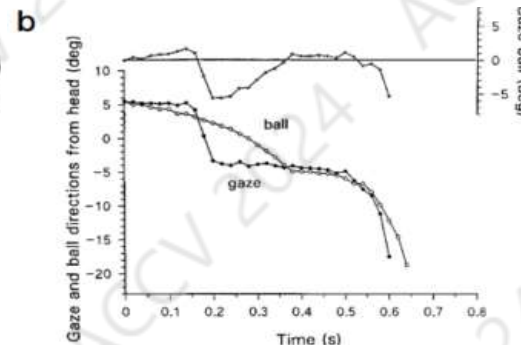
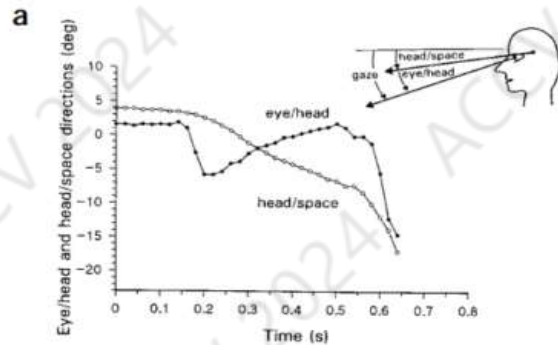



Fig. 1. The physical parameters that determine where and when the ball will reach the batsman, and the measurements he can make to determine the time and point of contact. The batsman's task is to estimate when it will reach him ( $t_1$ ), and at what height ( $y$ ). Other definitions are as text.

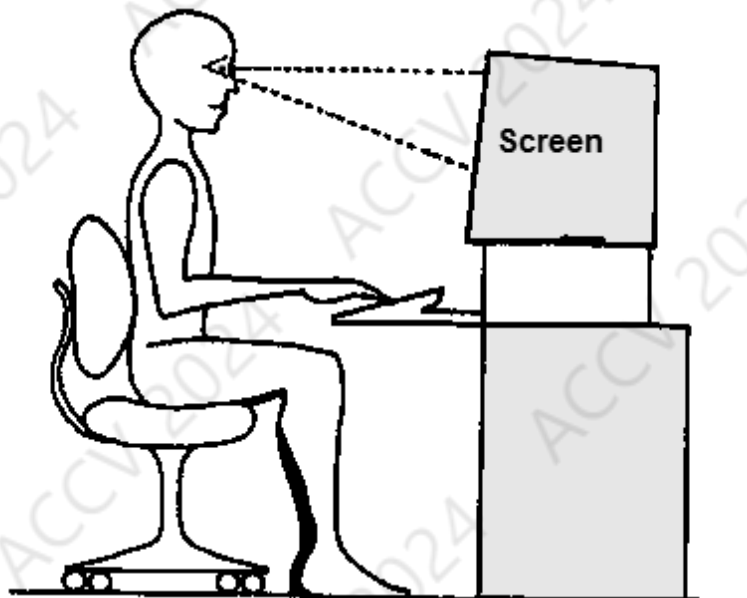


- **Ball game (2000s):** Research in the 2000s focused on **testing athletes' dynamic visual abilities**, primarily in **baseball**, where the athletes' eye movements were recorded and analyzed by cameras.

# Humans: Visual Ability

- **Dynamic Visual Capability**

➤ **Measurement Technology:** Unfortunately, despite the importance of DVA, specific instruments with proven reliability and validity that enable further research of such ability are **inadequate and chaotic**.



➤ **DynVA (2010s):** The DynVA is a computer software designed to assess DVA. The researcher can select the optotype to be presented in the two forms of the test: **(a) Size Series; (b) Speed Series**.

# Humans: Visual Ability

- **Dynamic Visual Capability**

- **Influencing Factors:** Among the subject factors that may **influence** DVA:

- **Age:**

- From an evolutionary point of view, it has been found that DVA is one of the abilities that **more greatly deteriorates with age**. DVA deterioration is more marked than SVA, and also begins earlier.

- A research noted that DVA develops rapidly between 5 and 15 years of age, and that it begins to **decline after the age of 20**.

- **Sports:**

- The anticipatory ability based on DVA is crucial to **intercept a moving object** (e.g. a ball) and to **predict the spatial location of items of interest**.

- This is the main reason why numerous scientific studies report a **greater DVA for elite athletes compared to sedentary population**.

- Moreover, differences have also been found when comparing athletes' DVA in **a dynamic context** (e.g. basketball or tennis) with other modalities with less “visual” requirements such as swimming, **with a marked superiority** in favor of the first.

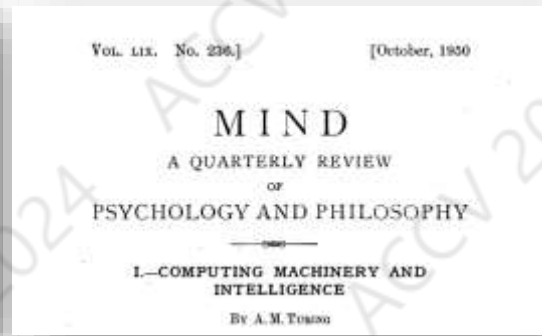


# ***Visual Turing Test***

***Human tracking abilities are used as a baseline for evaluating machine intelligence.***

# Human-to-Machine Evaluation

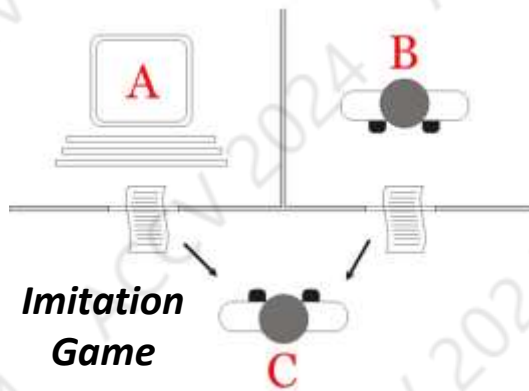
- How to evaluate intelligence? Turing Test



Can machine think?

Computing Machinery and Intelligence. Mind, 1950 (236): 433–460

1950: Alan Turing, the father of artificial intelligence, proposed the **Turing Test**.



The explain of the Turing test:

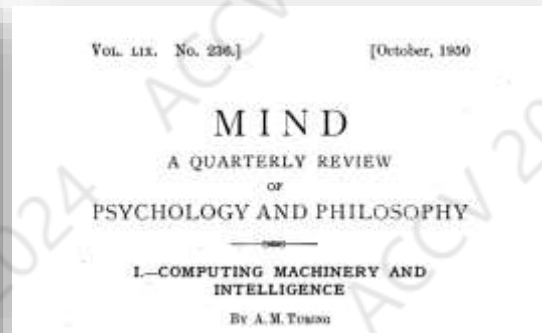
- Player C is given the task of trying to determine **which player – A or B – is a computer and which is a human**.
- The player C is limited to using the responses to **written questions** to make the judgment.

- The Turing test gives a **concrete and operational way** to measure intelligence and provides **an objective standard** for judging intelligence.
- It **avoids unnecessary debates about the nature of intelligence**.

# Human-to-Machine Evaluation

Introduce human factor is important!

- How to evaluate intelligence? Turing Test



Can machine think?

Computing Machinery and Intelligence. Mind, 1950 (236): 433–460

1950: Alan Turing, the father of artificial intelligence, proposed the **Turing Test**.



Keypoint: **Human-Machine Comparison**

Milestone works in decision-making tasks:



1997: **DeepBlue** defeated Garry Kasparov in international chess competitions.



2016: **AlphaGo** defeated Lee Sedol in a Go competition.



2017: **DeepStack** defeated human professional players in Texas Hold'em poker.

- **How to evaluate visual intelligence? Visual Turing Test.**

- **Visual Turing Test** is an evaluation paradigm inspired by the traditional Turing Test, designed to assess whether computer vision systems **possess human-level visual understanding**.
  - The core objective is to compare machine and human performance on visual tasks, determining if the algorithm exhibits sufficient intelligence to **match or exceed human capabilities in complex scenarios**.
- **Principles of Visual Turing Test:** The Visual Turing Test requires a machine to produce results in **specific visual tasks**, which are then compared to **human results**. Typical tasks include object recognition, tracking, and image classification.
  - In the test, if the machine's performance is highly similar to human results or indistinguishable, it is considered that the machine has achieved human-like visual understanding.

# Human-to-Machine Evaluation

- Example 1. Visual Turing Test in Classification

NeurIPS  
2021  
Oral

Partial success in closing the gap between human and machine vision

Robert Geirhos<sup>1,2\*</sup>

Kantharaju Narayanappa<sup>1</sup>

Benjamin Mitzkus<sup>1</sup>

Tizian Thieringer<sup>1</sup>

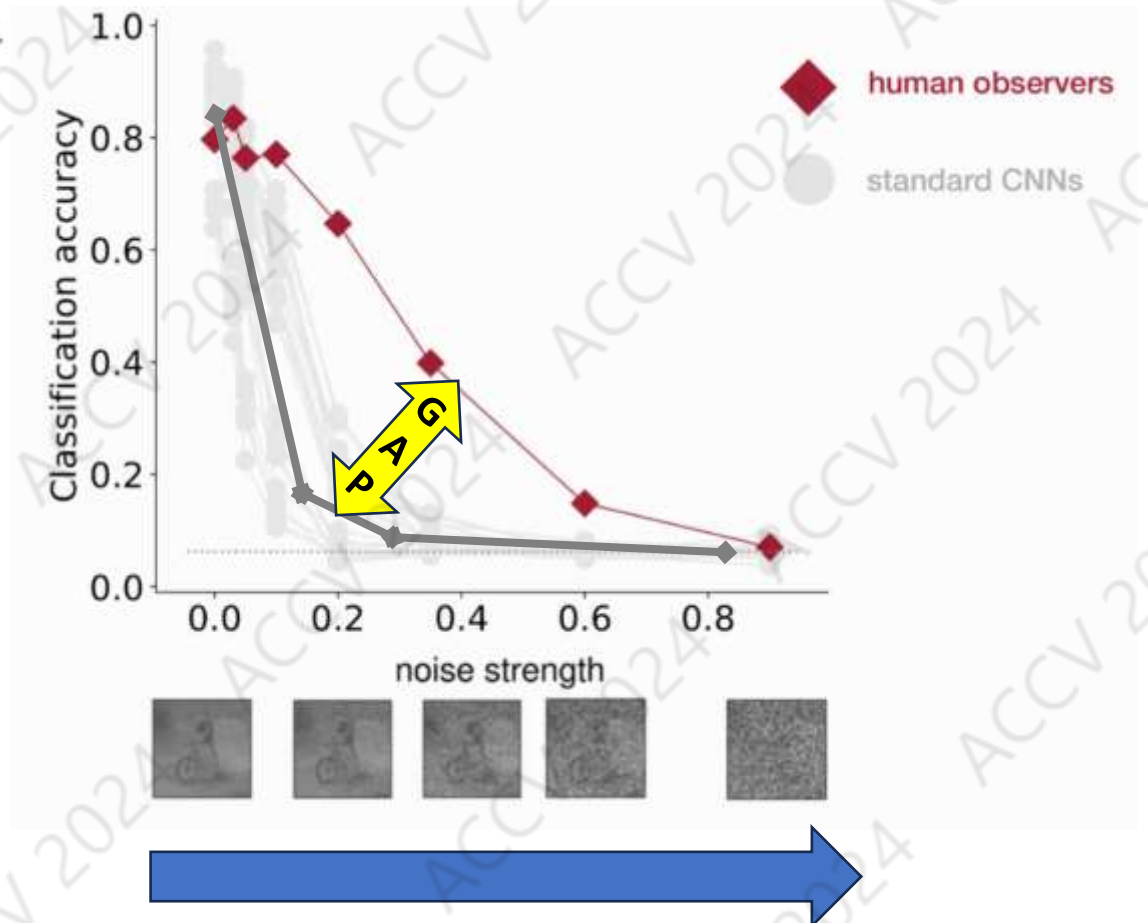
Matthias Bethge<sup>1\*</sup>

Felix A. Wichmann<sup>1\*</sup>

Wieland Brendel<sup>1\*</sup>


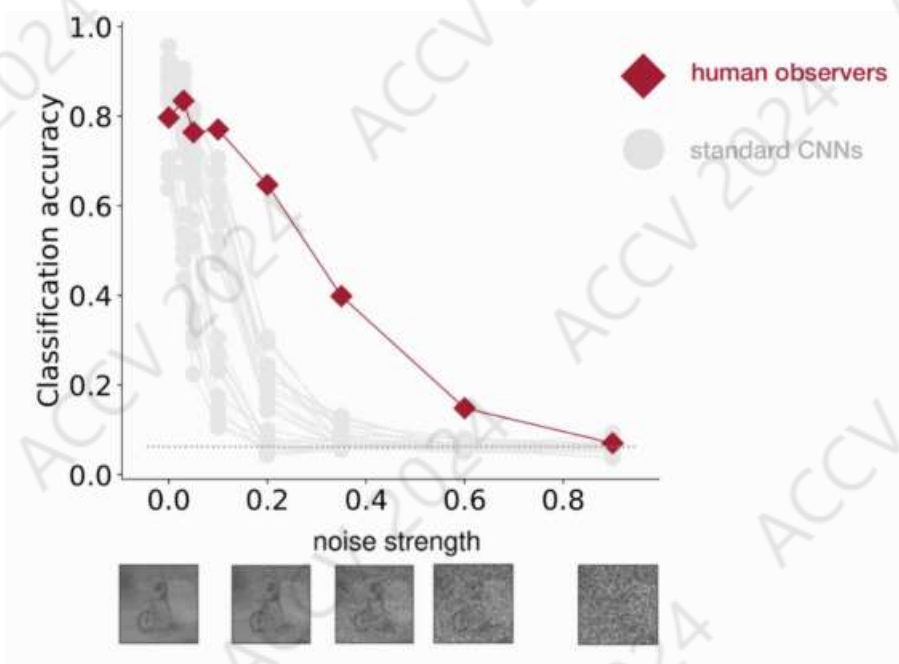
<sup>1</sup>University of Tübingen

<sup>2</sup>International Max Planck Research School for Intelligent Systems



# Human-to-Machine Evaluation

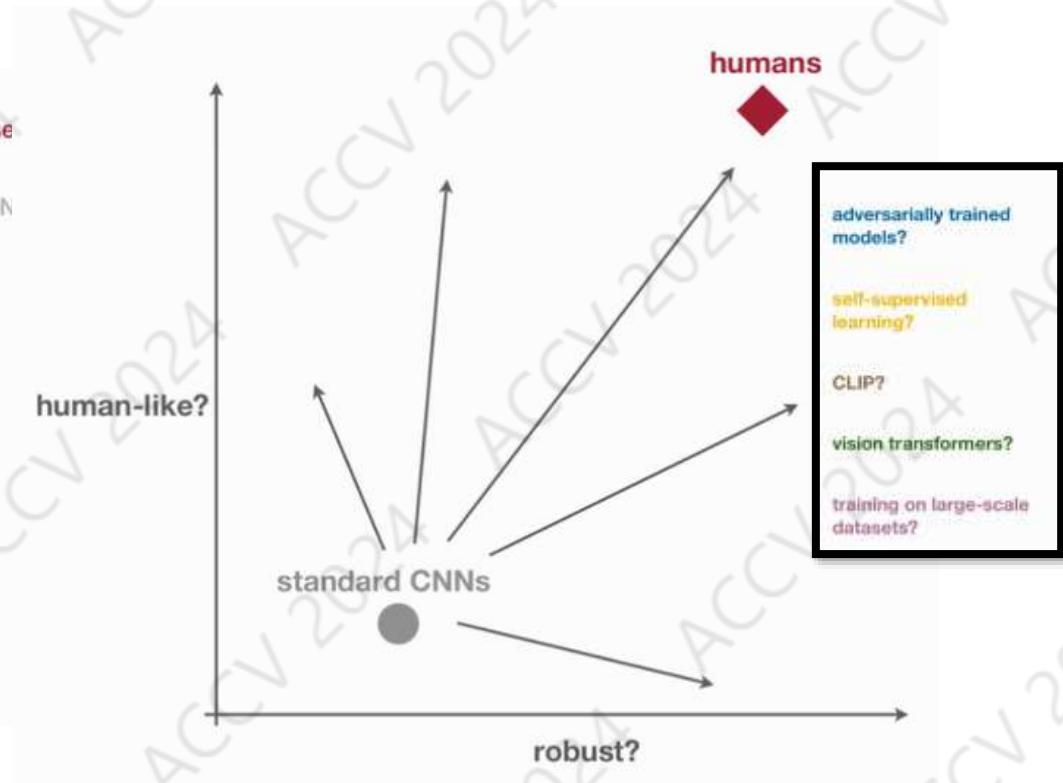
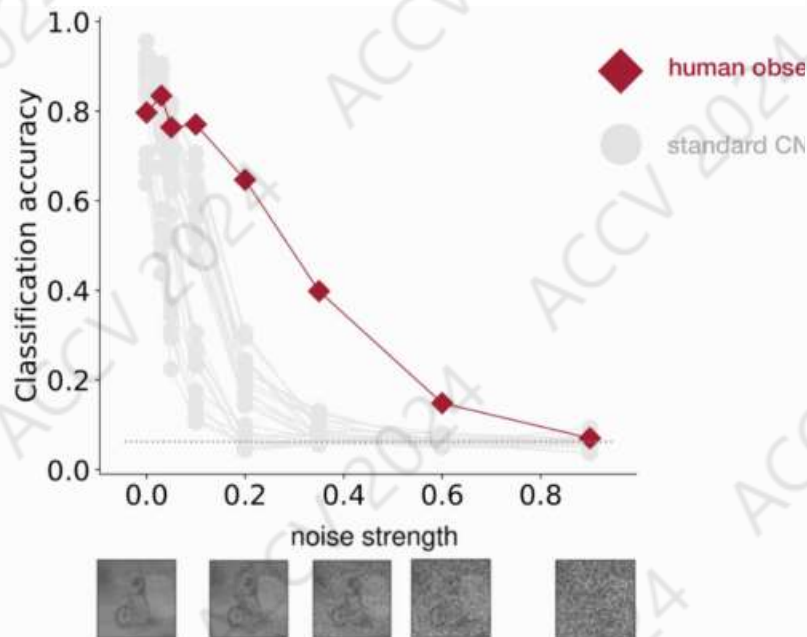
- Example 1. Visual Turing Test in Classification



**Big robustness gap  
between CNNs & humans**

# Human-to-Machine Evaluation

- Example 1. Visual Turing Test in Classification




**Are we making progress in closing the gap between human and machine vision?**

# Human-to-Machine Evaluation

- Example 1. Visual Turing Test in Classification

Are we making progress in closing the gap between human and machine vision?



17 image processing styles



200 ms



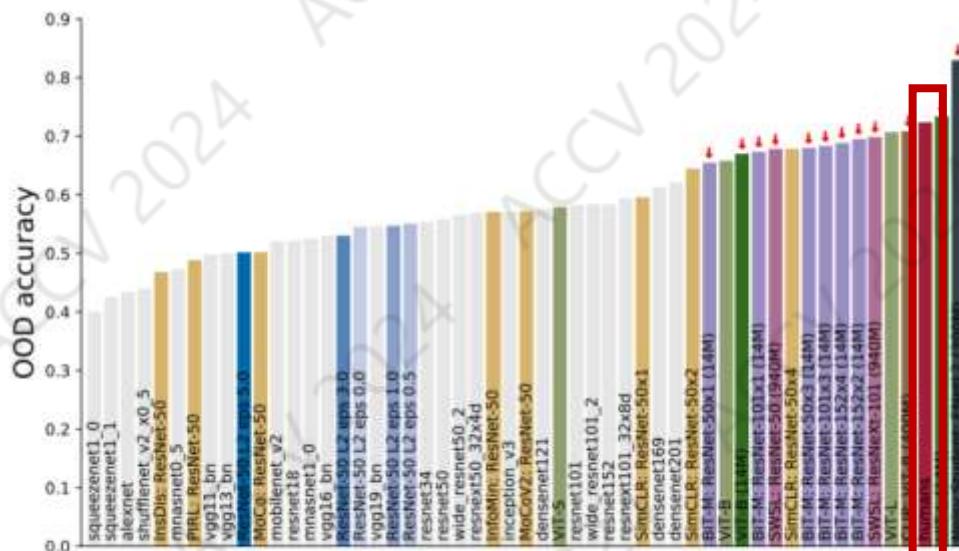
Participants were explained how to respond (via **mouse click**), instructed to respond **as accurately as possible**, and to go with their **best guess if unsure**.



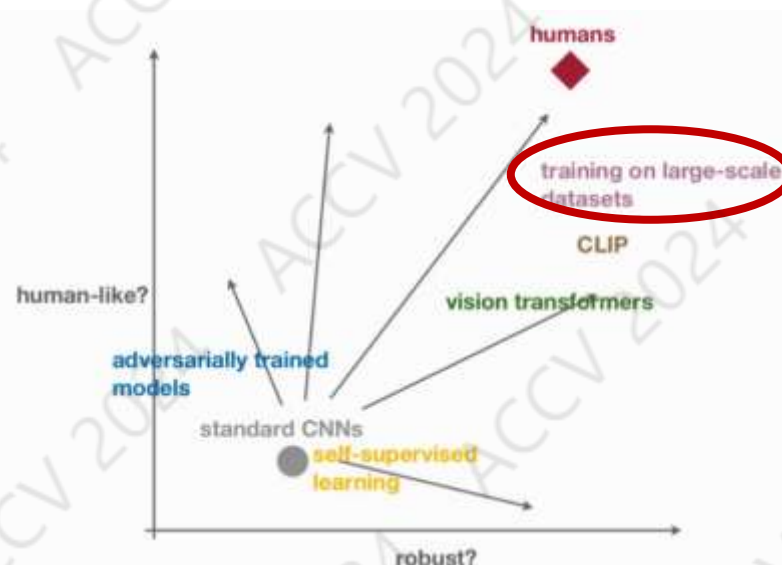
# Human-to-Machine Evaluation

- Example 1. Visual Turing Test in Classification

Are we making progress in closing the gap between human and machine vision?



(a) OOD accuracy (higher = better).



The longstanding OOD robustness gap between human and machine vision is closing.

# Human-to-Machine Evaluation

- Example 2. Visual Turing Test in Image Distortion

Patterns

Cell Patterns 2023

Article

## Challenging deep learning models with image distortion based on the abutting grating illusion

Jinyu Fan<sup>1,2</sup> and Yi Zeng<sup>1,2,3,4,5,6,7,\*</sup>

<sup>1</sup>Brain-inspired Cognitive Intelligence Lab, Institute of Automation, Chinese Academy of Sciences, Beijing 100190, China

<sup>2</sup>National Laboratory of Pattern Recognition, Institute of Automation, Chinese Academy of Sciences, Beijing 100190, China

<sup>3</sup>School of Future Technology, University of Chinese Academy of Sciences, Beijing 100049, China

<sup>4</sup>School of Artificial Intelligence, University of Chinese Academy of Sciences, Beijing 100049, China

<sup>5</sup>Center for Excellence in Brain Science and Intelligence Technology, Chinese Academy of Sciences, Shanghai 200031, China

<sup>6</sup>These authors contributed equally


<sup>7</sup>Lead contact

\*Correspondence: yi.zeng@ia.ac.cn

<https://doi.org/10.1016/j.patter.2023.100695>




Illusory contours evoke the **perception** of a distinct boundary **without color contrast or luminance gradients** across that boundary.



Kanizsa triangle and Kanizsa square



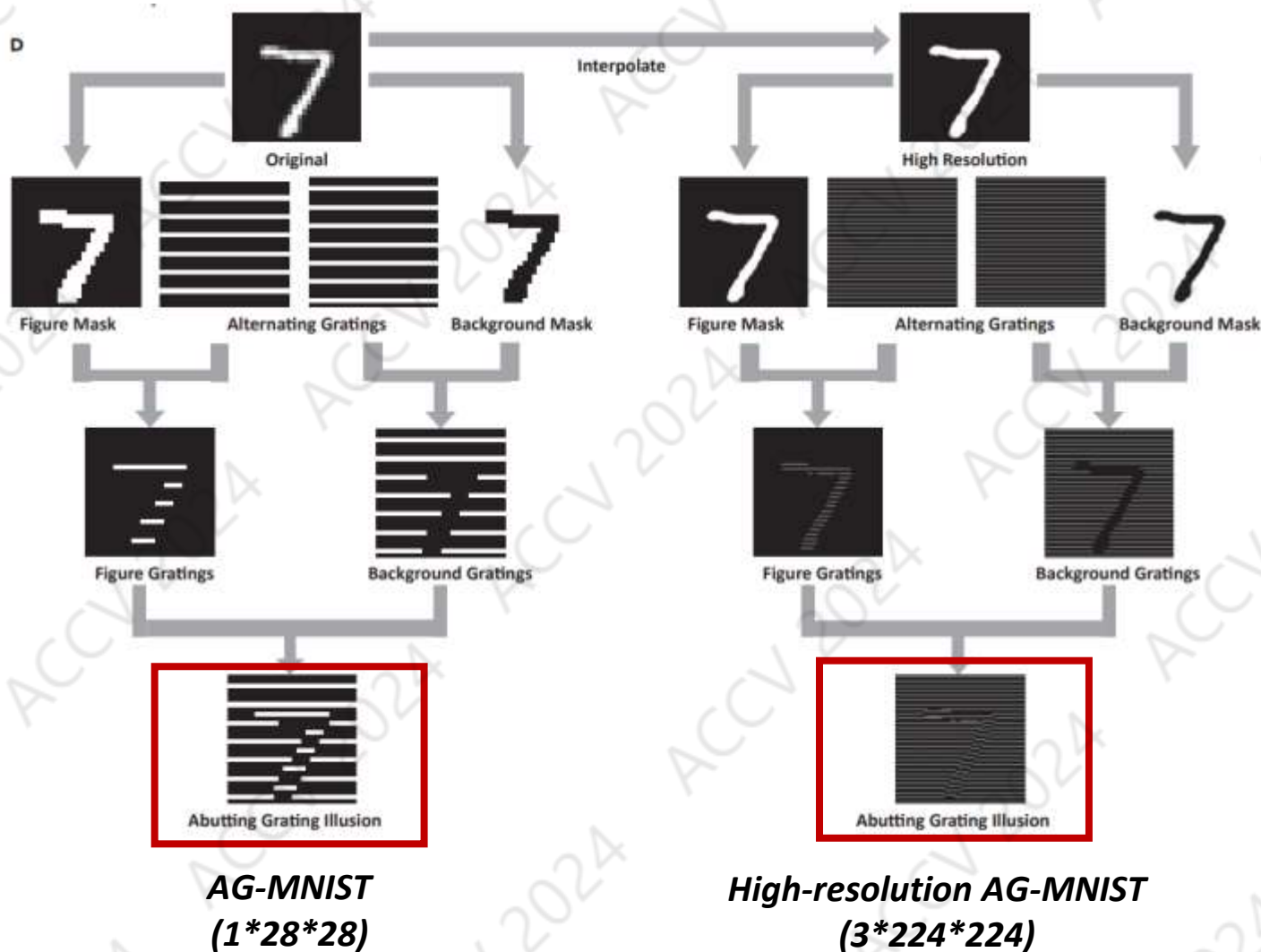
Ehrenstein illusion



Abutting grating illusion


# Human-to-Machine Evaluation

- Example 2. Visual Turing Test in Image Distortion




# Human-to-Machine Evaluation


- Example 2. Visual Turing Test in Image Distortion




**AG-MNIST:**  
*Different spacing*



**High-resolution AG-MNIST:**  
*Different spacing & Different orientations*



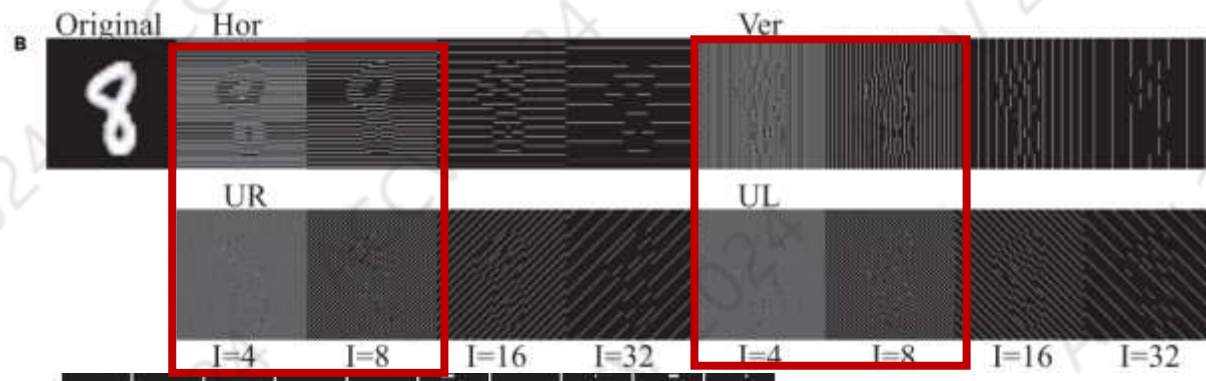
**Silhouettes**



**AG-silhouettes:**  
*Different spacing & Different orientations*

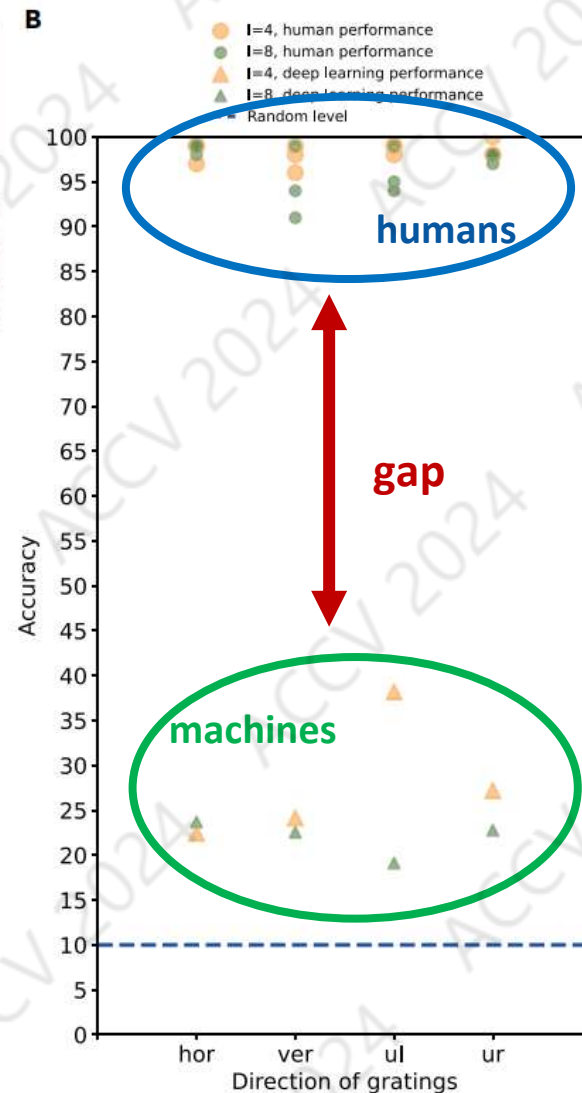
# Human-to-Machine Evaluation

- Example 2. Visual Turing Test in Image Distortion



High-resolution AG-MNIST

The gap between humans and deep learning models is still immense.



# Human-to-Machine Evaluation

- Example 3. Visual Turing Test in Global Instance Tracking




*Schematic diagram of the human visual tracking experiment.*

- **Eye-Tracking Experiments:** By using **eye-tracking devices**, human visual tracking data, such as gaze focus points and eye movements during a tracking task, are collected. This data reflects how humans track objects in visual tasks and serves as a reference for evaluating the performance of machine vision.
  - **For the first time**, human participants are introduced into the evaluation process of single object tracking tasks.

# Human-to-Machine Evaluation

- **Example 3. Visual Turing Test in Global Instance Tracking**

➤ **When the target moves smoothly:** Humans and machines perform similarly

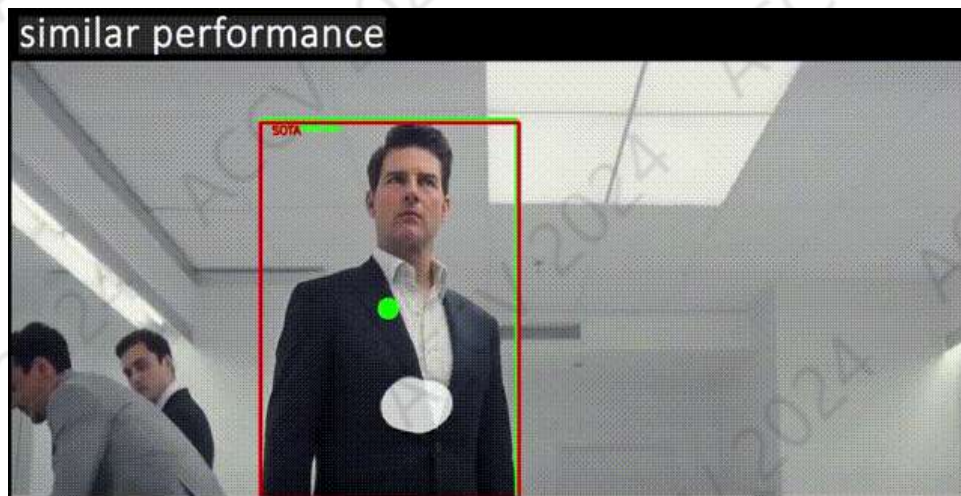


- **White semi-transparent dot:** human eye tracking result
- **Green rectangle:** target position
- **Green dot:** target center
- **Red rectangle:** SOTA algorithm tracking result

# Human-to-Machine Evaluation

- **Example 3. Visual Turing Test in Global Instance Tracking**

➤ **A few challenging factors:** Humans are better than machines



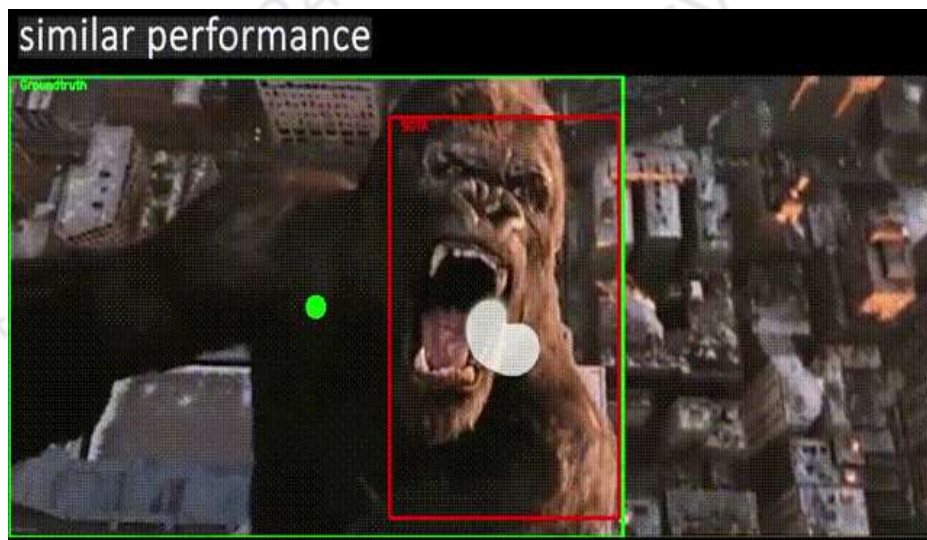
- **White semi-transparent dot:** human eye tracking result
- **Green rectangle:** target position
- **Green dot:** target center
- **Red rectangle:** SOTA algorithm tracking result



# Human-to-Machine Evaluation

- **Example 3. Visual Turing Test in Global Instance Tracking**

➤ **Multiple challenging factors: Both failed**



- **White semi-transparent dot:** human eye tracking result
- **Green rectangle:** target position
- **Green dot:** target center
- **Red rectangle:** SOTA algorithm tracking result

# Human-to-Machine Evaluation

- **Core Steps in Visual Turing Test**

- **Task Design:** Design identical visual tasks for both the machine and human participants.
- **Result Collection:** Collect the results from both the machine and human participants on the same tasks.
- **Result Comparison:** Use evaluation metrics such as similarity measures or success rates to compare machine and human performance.
- **Judgment:** If the machine's results are indistinguishable from the human results, the machine is considered to have passed the Visual Turing Test.

## ➤ Humans:

- **Visual Theories**

- Feature Integration Theory
- Recognition-by-Components
- Visual Computation

- **Visual Abilities**

- Static Visual Ability
- Dynamic Visual Ability

- **Insights for AI Development:** Understanding human visual theories and abilities, **provides foundational insights for enhancing algorithms**. By emulating these human mechanisms, machine vision systems can achieve **more accurate and adaptable tracking performance**.

## ➤ Human-to-Machine Evaluation:

- This approach **brings in human factors**, such as perception of occlusions, complex background differentiation, and rapid adjustments to changing conditions.
- By integrating human perspectives, human-to-machine evaluation enables **a more holistic understanding of a tracker's capabilities**, moving beyond traditional metrics to capture qualitative aspects of **intelligence and decision-making**.

# CONTENTS

- Introduction
- Part 1. Visual Object Tracking Task
- Part 2. Experimental Environments
- Part 3. Algorithms and Traditional Machine-Machine Comparisons
- Part 4. Human Visual Abilities and Visual Turing Test
- **Trends and Future Directions**
  - More Human-like Task Design
  - More Realistic Data Environment
  - More Human-like Executors
  - More Intelligent Evaluation



Scan to download  
this tutorial PPT

***Trend 1. More Human-like Task Design***

# Trend 1. More Human-like Task Design

- What are the **abilities** of humans? → Designing more **human-like task** to model the dynamic vision ability.



**Short-term tracking & Long-term tracking:**  
Methods utilize local search to locate the target near to its position in the previous frame.

→ **perceptual level ability**



**Global Instance Tracking:**  
Methods should remember the target and re-detect it in a new shot.

→ **cognitive level ability**



# Trend 1. More Human-like Task Design

- What are the **abilities** of humans? → Designing more **human-like task** to model the dynamic vision ability.



## Short-term tracking & Long-term tracking:

Methods utilize local search to locate the target near to its position in the previous frame.

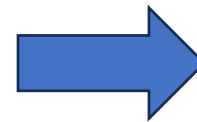
→ **perceptual level ability**



## Global Instance Tracking:

Methods should remember the target and re-detect it in a new shot.

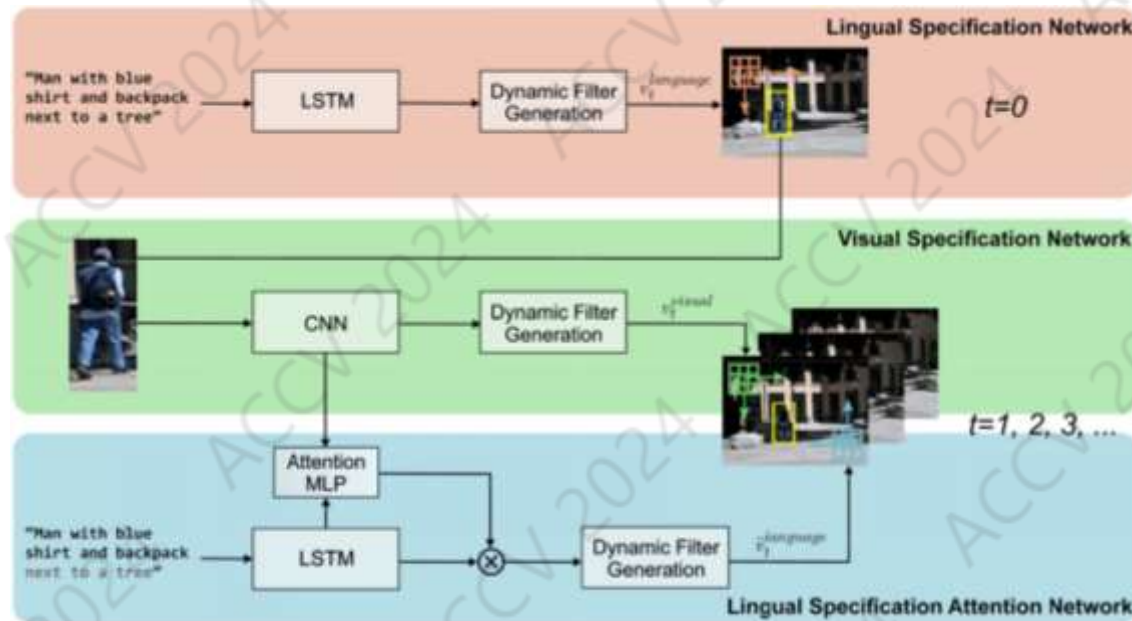
→ **cognitive level ability**





# Trend 1. More Human-like Task Design

- Visual Language Tracking




- **Type 1:** Tracking **using only textual information (Grounding)** without relying on visual data. The target is located and tracked purely through natural language descriptions.
- **Type 2:** The target is **initially located using textual descriptions**, and **then visual data is used** for single object tracking without further input from text.
- **Type 3:** **Both text and bounding boxes are used** for target initialization, and text continues to aid in object tracking throughout the process.

# Trend 1. More Human-like Task Design

- **Visual Language Tracking**

- **Deep Learning-based Tracking Methods:** The **majority of deep learning-based object tracking methods belong to Type 3**, where both text and bounding box (BBox) are used for initialization, and text may or may not be used for further tracking. A **smaller portion of methods combine Type 2**, where text is only used during initialization, and further tracking relies solely on visual information.



**Pre-training dataset**



**First frame: initialization**  
(semantic information and/or Bbox)



**Video sequence: continuous tracking**  
(Use or not use semantic information)



**OTB99-Lang**  
(2017)



**LaSOT (2019&2021)**



**TNL2K (2021)**



**MGIT (2023)**

**Representative experimental environment**

# Trend 1. More Human-like Task Design

- **Example: Multimodal Global Instance Tracking (MGIT)**

- **Motivation:** The VLT / VOT algorithm **performs poorly in complex scenes (long sequences & complex spatio-temporal causal relationships)**. Some recent researches have considered studying from a multi-modal perspective:

- **Limitations 1. Short sequence** (from hundreds of frames to thousands of frames) → **Simple narrative content**
- **Limitations 2. Inaccurate semantic annotation** (describing only the information of the first frame, and there may be multiple objects in the scene that fit the description) → **Misguide algorithms**



OTB-Lang Liquor sequence: brown liquor bottle



LaSOT airplane-1 sequence: white airplane landing on ground



TNL2k Arrow\_Video\_ZZ04\_done sequence: the second arrow from left to right

## Limitations of existing works

# Trend 1. More Human-like Task Design

- **Example: Multimodal Global Instance Tracking (MGIT)**

- **Limitations 1. Short sequence** (from hundreds of frames to thousands of frames) → **Simple narrative content** → **Using longer sequences with more complex narratives**
- **Limitations 2. Inaccurate semantic annotation** (describing only the information of the first frame, and there may be multiple objects in the scene that fit the description) → **Misguide algorithms** → **Design a multi-granular annotation strategy to portray long videos**



**Structure of MGIT**

# Trend 1. More Human-like Task Design

- **Example: Multimodal Global Instance Tracking (MGIT)**

- **Rich subject matter** → Sufficiently covers the complex spatio-temporal causal relationships of long videos



**Story:** A pink cartoon pig wearing red clothes talks to her family members on the grassland. Today, the red-clothes pig and her family aim to visit a castle. They go to the castle in a red car, and the red-clothes pig sits in the back. They stop the vehicle nearby the foothills and walk to the castle. At the entrance of the castle, they meet a white cartoon pig wearing gray armor. The red-clothes pig first talks with the gray-armor pig, then they are invited to visit the castle. The red-clothes pig walks with her family into the castle and sits beside a blue-clothes pig on the chair. After that, they have a meal in the castle's living room, and the red-clothes pink pig gets a gift from a yellow-clothes pig after the meal. Finally, the red-clothes pig walks with her family members on the stairway, and then stands at the top of the tower.



**Story:** A black gorilla holding a lady in white crouches on a gray building, and some airplanes attack them. He then walks and climbs to the top of the grey building. After that, he stands atop the grey building, hits an airplane, fights with a gray soldier in the other airplane, and finally crouches on the gray building.



**Story:** A black motorcycle is checked by a man with orange and white clothes in the yard; then, the man rides this black motorcycle in the yard. As an obstacle race, the black motorcycle first bounces across obstacles in the playground, then bounces across obstacles in the street. After that, it bounces across obstacles near the pool and across obstacles in the stream. After a brief break, the black motorcycle bounces across obstacles in the playground, then across obstacles near the pool, and finally across obstacles in the stream.



**Story:** A small basketball is played by a boy with a grey t-shirt and black shorts, and then inflated by a man with a red t-shirt and black pants in the skatepark. After that, the basketball is played by the boy, and then played by the man. After they practice, the basketball is held by the boy from the skatepark to outdoors; then it is played by the boy outdoors. Finally, The basketball then is carried away by the boy.



**Story:** A brown cello is played by a man with white shirt and black pants in the room.



**Story:** A red cap is worn by a man with a gray t-shirt on the soccer court.

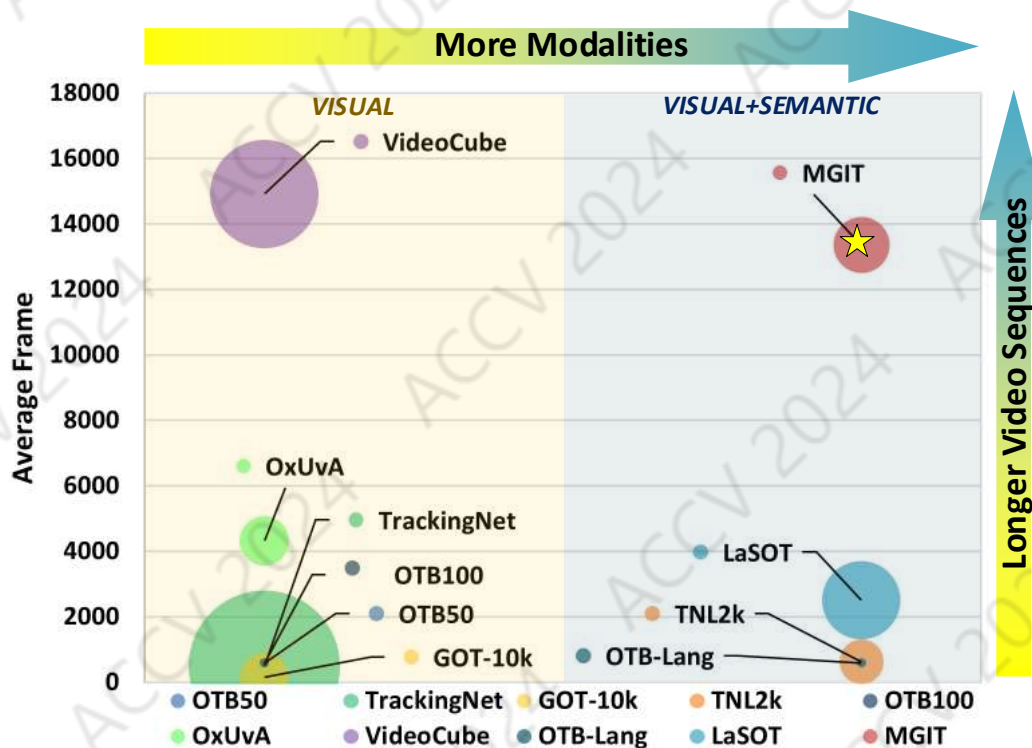
## Several examples of MGIT

# Trend 1. More Human-like Task Design

- Example: Multimodal Global Instance Tracking (MGIT)

- Large-scale, Multi-modal

- 150 long videos
- **2.03 million frames**
- The average length of a single video is **13,500 frames**



Comparison between MGIT with other VOT / VLT benchmarks

# Trend 1. More Human-like Task Design

- **Example: Multimodal Global Instance Tracking (MGIT)**

- Applying hierarchical structure inspired by human cognition for multi-granular annotation

- **Action** : Determining annotation dimensions from both **natural language grammar structure** and **video narrative content**

- Natural Language Grammar Structure** : Subject, Predicate, Object, Adverbial of time, Adverbial of place

- Video Narrative Content** : Time, Location, Character, Event



*An example of action annotation*

# Trend 1. More Human-like Task Design

## • Example: Multimodal Global Instance Tracking (MGIT)

➤ Applying hierarchical structure inspired by human cognition for multi-granular annotation

- **Action** : Determining annotation dimensions from both **natural language grammar structure** and **video narrative content**
- **Activity** : Using **causality** as a basis for classification



*Action 4* : more suitable as the **Result** of activity 1

*Action 5* : more suitable as the **Cause** for activity 2

**Cause**



**Result**

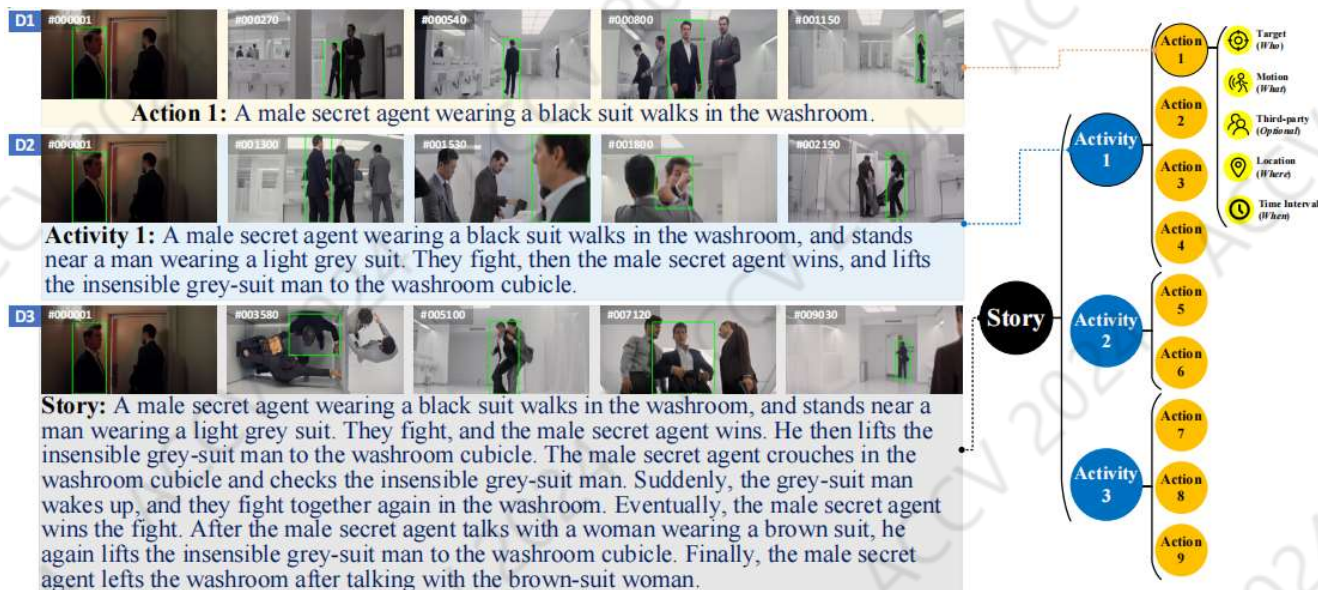


# Trend 1. More Human-like Task Design

- **Example: Multimodal Global Instance Tracking (MGIT)**

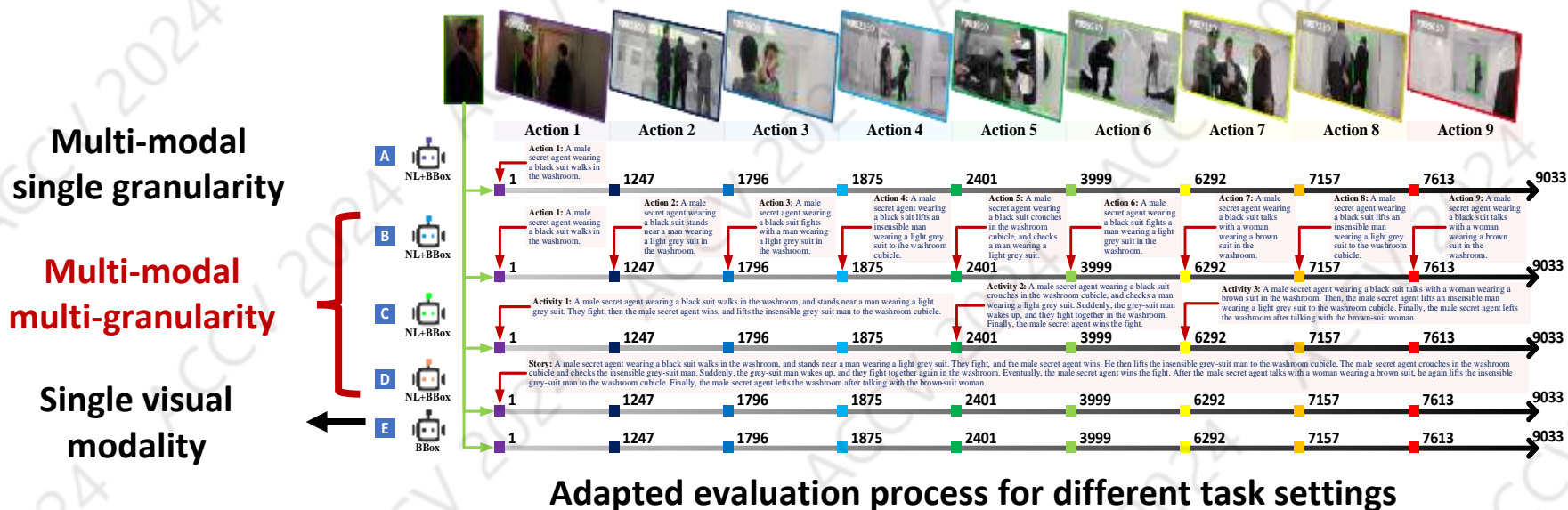
➤ Applying **hierarchical structure** inspired by human cognition for multi-granular annotation

- **Action** : Determining annotation dimensions from both **natural language grammar structure** and **video narrative content**
- **Activity** : Using **causality** as a basis for classification
- **Story** : To enhance **temporal and causal relationships**, guiding words such as "first, then, after that, finally," can be used on the basis of actions and activities



# Trend 1. More Human-like Task Design

- **Example: Multimodal Global Instance Tracking (MGIT)**
- Expand the evaluation mechanism by conducting experiments under both **traditional evaluation mechanisms** (multi-modal single granularity, single visual modality) and **evaluation mechanisms adapted to this work** (multi-modal multi-granularity).



# Trend 1. More Human-like Task Design

## • Example: Multimodal Global Instance Tracking (MGIT)

- Incorporate semantic information into the GIT task and introduced the Multi-modal GIT (MGIT) task → **Visual reasoning** in complex spatio-temporal causal relationships.



*A long-term tracking demo*

### Short-term tracking & Long-term tracking

- Methods utilize local search to locate the target near to its position in the previous frame → **perceptual level**

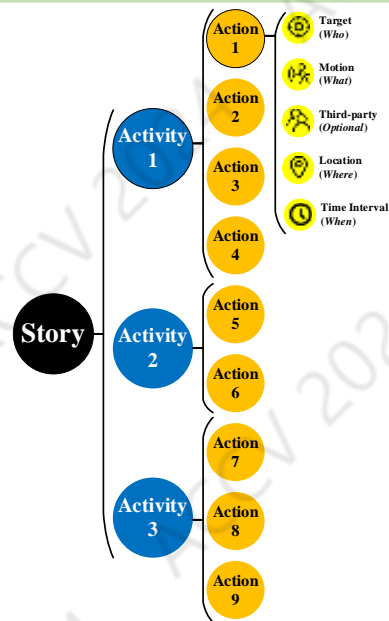


### Global Instance Tracking (GIT)

- Methods should remember the target and re-detect it in a new shot → **cognitive level**



*Visual Information*

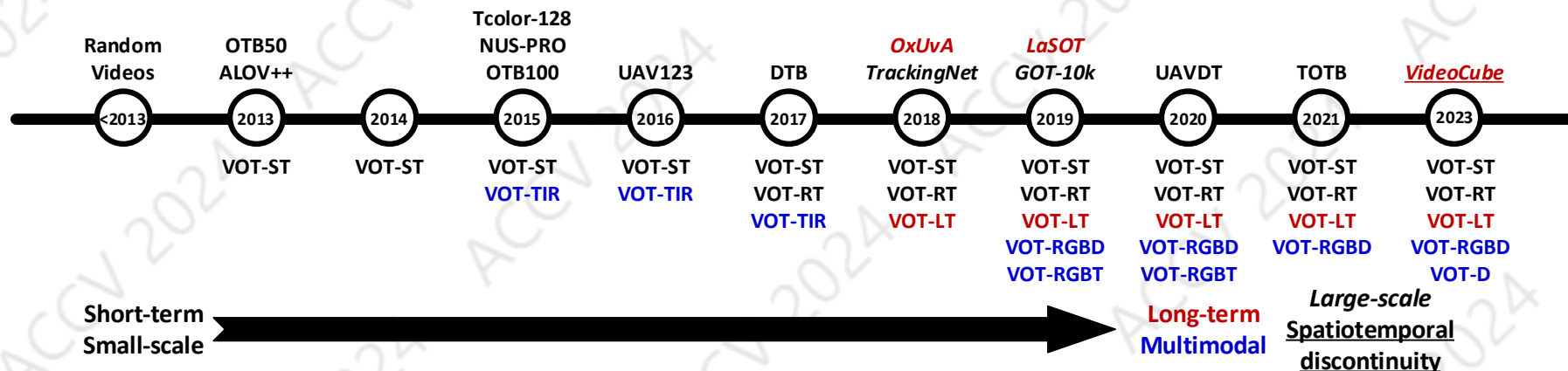


*Semantic Information*

***Trend 2. More Realistic Data Environment***

# Trend 2. More Realistic Data Environment

- What are the living **environments** of humans? → Constructing more comprehensive and realistic datasets.



- As computer vision technology advances, the need for evaluation environments that closely resemble the real world becomes more important. Realism in evaluation environments refers to **simulating the dynamic, diverse, and unpredictable nature of the real world** to assess the algorithm's performance in practical scenarios.

# Trend 2. More Realistic Data Environment

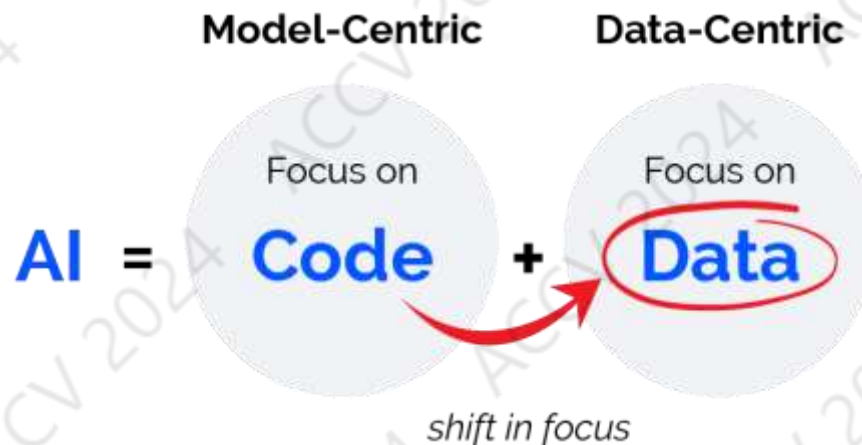
- From model-centric to data-centric



## Advances, challenges and opportunities in creating data for trustworthy AI

Weixin Liang<sup>1</sup>, Girmaw Abebe Tadesse<sup>2</sup>, Daniel Ho<sup>3</sup>, Fei-Fei Li<sup>1</sup>, Matei Zaharia<sup>1</sup>, Ce Zhang<sup>4</sup> and James Zou<sup>1,5</sup>✉

<sup>1</sup>Department of Computer Science, Stanford University, Stanford, CA, USA. <sup>2</sup>IBM Research - Africa, Nairobi, Kenya. <sup>3</sup>Stanford Law School, Stanford University, Stanford, CA, USA. <sup>4</sup>Department of Computer Science, ETH Zurich, Zurich, Switzerland. <sup>5</sup>Department of Biomedical Data Science, Stanford University, Stanford, CA, USA. ✉e-mail: jamesz@stanford.edu



- More attention needs to be placed on developing methods and standards to improve the **data-for-AI pipeline**.

# Trend 2. More Realistic Data Environment

- From model-centric to data-centric



- **Model-centric** research typically considers data as given and focuses on improving the model architecture or optimization on this data.
- **Data-centric** research focuses on scalable methods to systematically **improve the data pipeline with data cleaning, selection, annotation and so on.**

# Trend 2. More Realistic Data Environment

- From model-centric to data-centric

- Key Steps:

- Step 1. Dataset **design** for AI
- Step 2. Data **sculpting** for AI
- Step 3. Data strategies for **model testing**



- Data sourcing
- Data coverage
- Engaging community
- Data documentation
- ...

- Data valuation
- Data programming
- Data assertion
- Data augmentation
- ...

- Data ablation
- Error discovery
- Subgroup bias
- Data stream
- ...

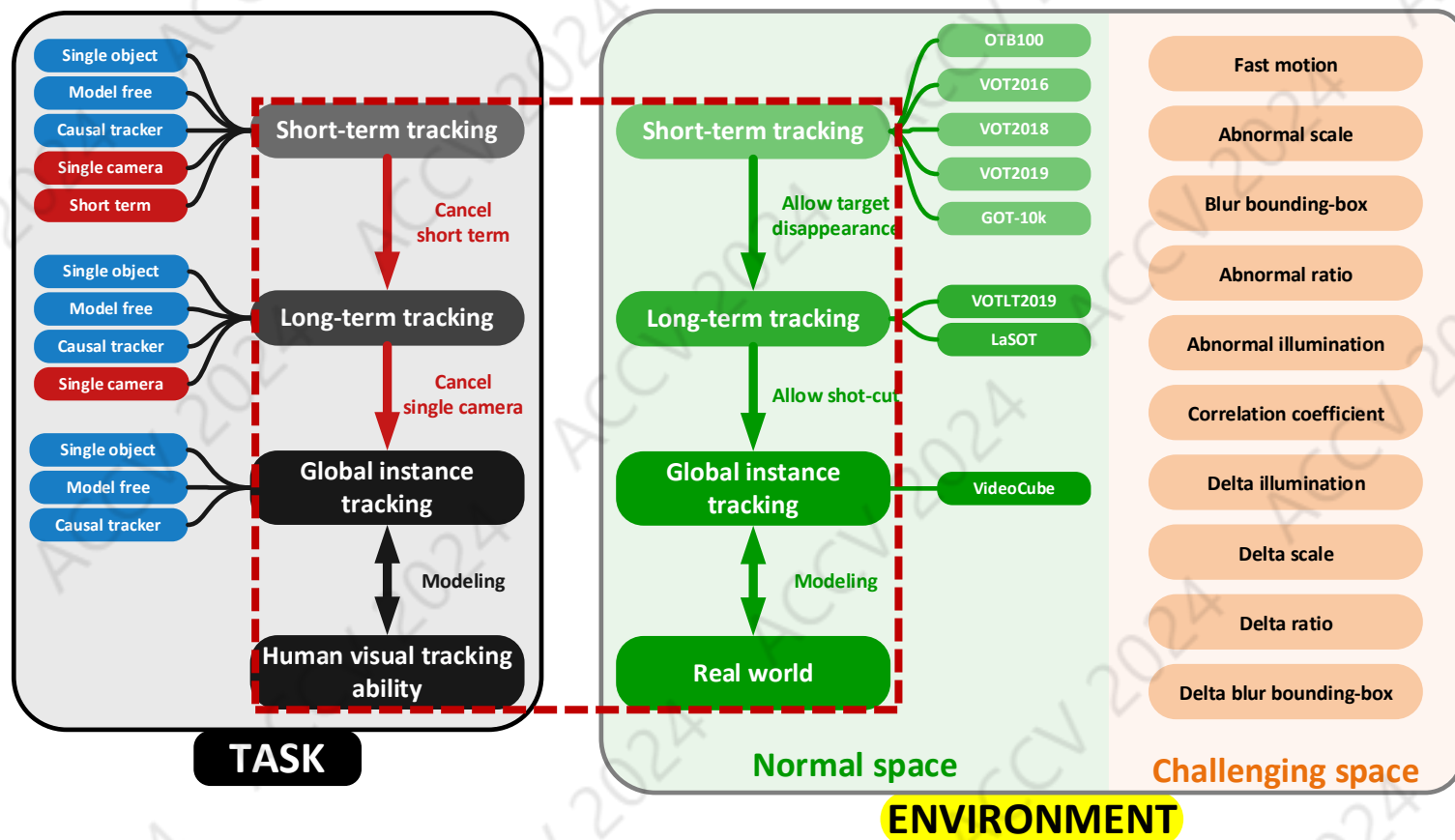
Data policies: data agency, privacy and balancing regulation with needs of trustworthy AI



# Trend 2. More Realistic Data Environment

## • Step 1. Data design for AI

- Once an **AI application** has been identified, **designing the data**—namely identifying and documenting the sources of data—to develop the AI model is often one of the first considerations.



# Trend 2. More Realistic Data Environment

- **Step 1. Data design for AI**

- Design should be an **iterative** process—it is often useful to have pilot data to develop an initial AI model and then **collect additional data** to patch the model's limitations.



**GOT-10k**

2017.11 ● **CVPR  
Submit**  
1,000 videos

2018.10 ● **TPAMI Submit**  
10,000 videos  
Open-set evaluation  
Generalization



**VideoCube**

2020.03 ● **ECCV  
Submit**  
GIT task  
250 videos

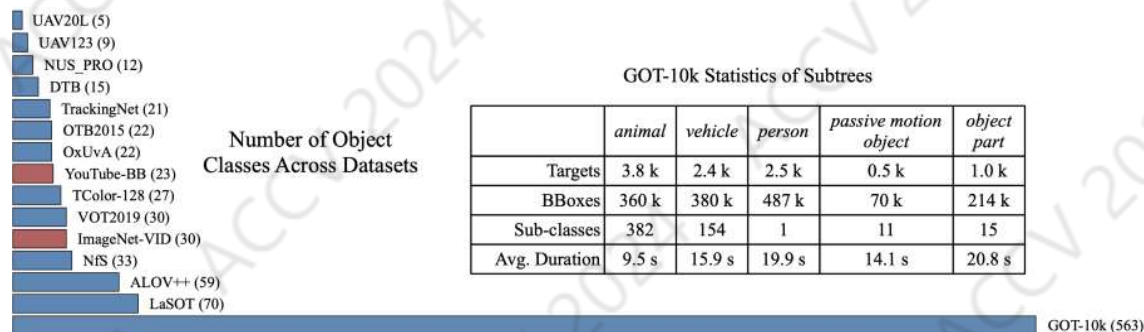
2021.05 ● **TPAMI Submit**  
GIT task  
500 videos  
Eye-tracking

**Tiny version → Official version**

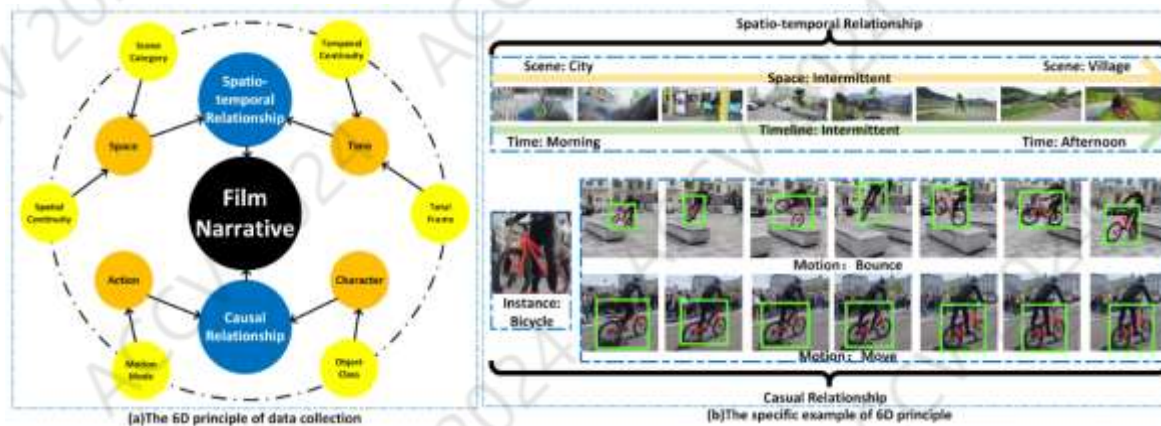
# Trend 2. More Realistic Data Environment

## • Step 1. Data design for AI

- A critical design criterion is to ensure that the data are appropriate for the task and have good **coverage to represent diverse users and scenarios** that the model can encounter in practice.



**GOT-10K: 563 object classes, based on WordNet**



**VideoCube: use 6D principle to model the real scenarios**

# Trend 2. More Realistic Data Environment

- **Step 1. Data design for AI**

- When representative data are hard to access, **synthetic data** can potentially fill some of the coverage gaps.



*UAV123: Rotary-wing UAV (DJI S1000) + UAV simulator (UE4)*


# Trend 2. More Realistic Data Environment

- Step 2. Data sculpting for AI

- Once an initial dataset is collected, a substantial amount of work is needed to **sculpt or refine** the data to make it **effective** for AI development.



*LaSOT: fine-tuning initial annotations*

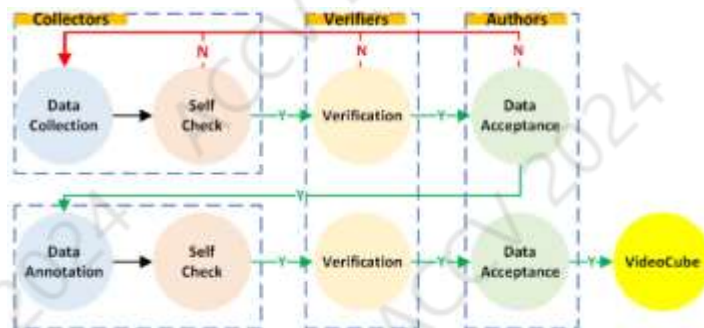


*VideoCube: specific annotation rules*

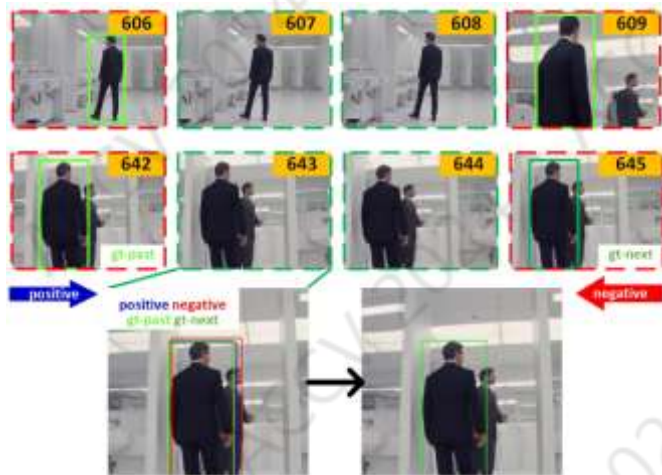
# Trend 2. More Realistic Data Environment

## • Step 2. Data sculpting for AI

- A human-in-the-loop approach to reduce annotation costs is to prioritize the **most valuable data for humans to annotate.**



**VideoCube: data verification process**



**VideoCube: automatic annotation**

### Algorithm 1: Framework of generate the automatic annotation

**Input:**  $P_{gt}$ : previous manually labeled bounding-box;  $N_{gt}$ : next manually labeled bounding-box;  $B_{pos}$ : bounding-box generated in forward order;  $B_{neg}$ : bounding-box generated in backward order

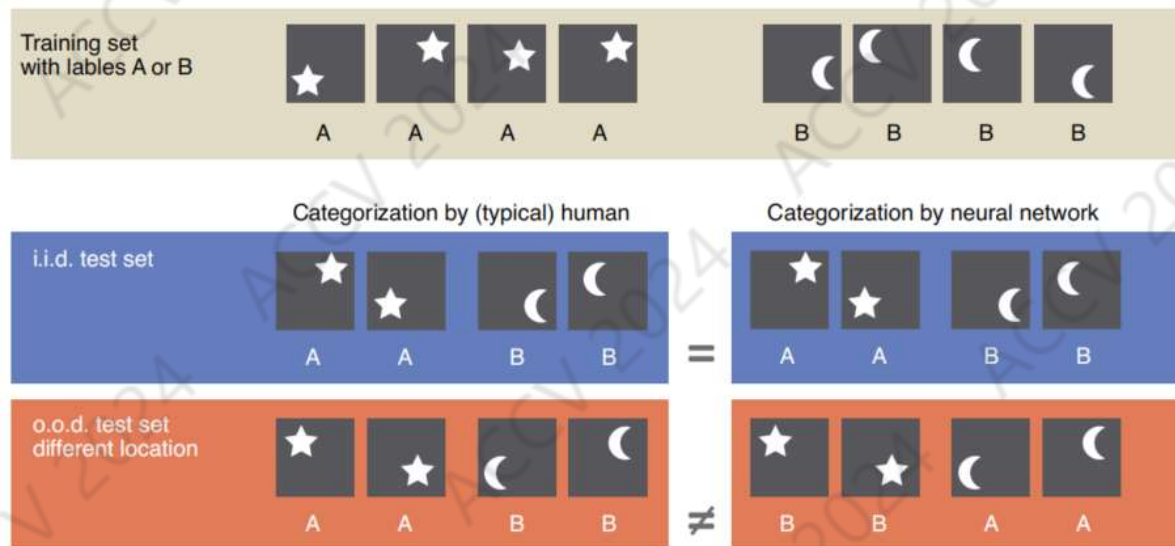
**Output:**  $B$ : bounding-box of present frame

- 1 calculate  $D_1 = DIoU(P_{gt}, N_{gt})$
- 2 calculate  $D_2 = DIoU(B_{pos}, B_{neg})$
- /\* Situation 1: a high value of  $D_1$  indicates miniature movement, and the location can be directly calculated \*/
- 3 if  $D_1 \geq \tau_1$  then
- 4      $B = \text{average}(P_{gt}, N_{gt})$  return  $B$
- 5 calculate  $E_1 = \text{Enclose}(P_{gt}, N_{gt})$
- /\* Situation 2: a high value of  $D_2$  indicates normal movement, and this is the most common situation. We assume that the motion range of instance in intermediate frame does not exceed  $E_1$  \*/
- 6 if  $D_2 \geq \tau_2$  then
- 7     if both  $B_{pos}$  and  $B_{neg}$  are enclosed by  $E_1$  then
- 8          $B = \text{average}(B_{pos}, B_{neg})$
- 9     else if  $B_{pos}$  or  $B_{neg}$  is enclosed by  $E_1$  then
- 10          $B = B_{pos}$  or  $B = B_{neg}$
- 11     else if both  $B_{pos}$  and  $B_{neg}$  are outside  $E_1$  then
- 12          $B = \text{average}(P_{gt}, N_{gt})$
- 13     return  $B$
- /\* Situation 3: the situation does not belong to the above two conditions indicates rapid movement or shot-switching \*/
- 14 if present frame is the last two frame in a shot then
- 15      $B = \text{average}(B_{pos}, P_{gt})$
- 16 else if present frame is the first two frame in a shot then
- 17      $B = \text{average}(B_{neg}, N_{gt})$
- 18 else
- 19     calculate  $D_3 = DIoU(P_{gt}, B_{pos})$
- 20     calculate  $D_4 = DIoU(N_{gt}, B_{neg})$
- 21     if  $D_3 \geq D_4$  then
- 22          $B = \text{Intersection}(E_1, B_{pos})$
- 23     else
- 24          $B = \text{Intersection}(E_1, B_{neg})$
- 25 return  $B$

# Trend 2. More Realistic Data Environment

## • Step 3. Data strategies for model testing

- An important aspect of evaluation is to verify that the AI models **do not use 'shortcut' strategies**.

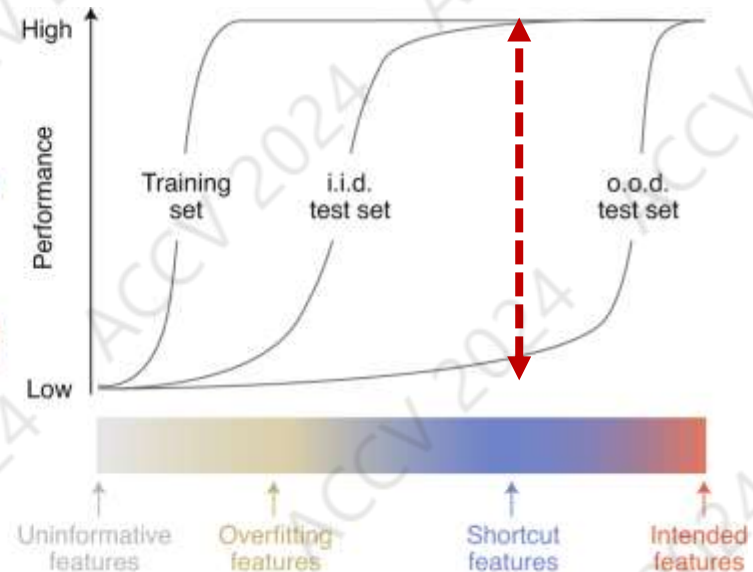
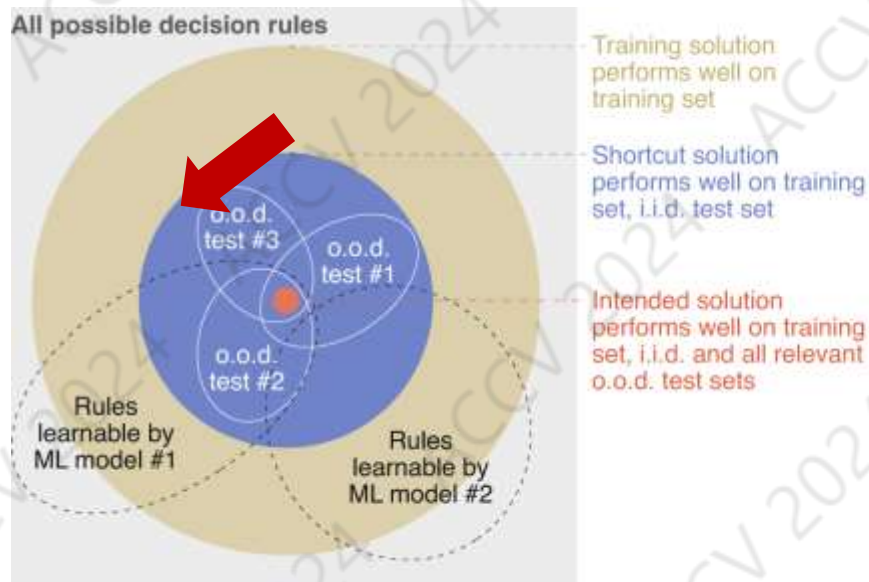


### *An example of shortcut*

When trained on a simple dataset of stars and moons, a standard fully connected neural network learns a shortcut strategy: **classifying based on the location** (stars in the top right or bottom left; moons in the top left or bottom right) **rather than the shape of the objects**.

# Trend 2. More Realistic Data Environment

## • Step 3. Data strategies for model testing



➤ **I.i.d. test solutions, including shortcuts:** Decision rules that solve both the training and i.i.d. test set typically score high on standard benchmarks, but may fail in o.o.d. test set.

- **By counting the number of white pixels (moons are smaller than stars)**
- **By location**
- **By shape**

Shortcuts are decision rules that perform well on i.i.d. test data but fail on o.o.d. tests, revealing a mismatch between intended and learned solution.

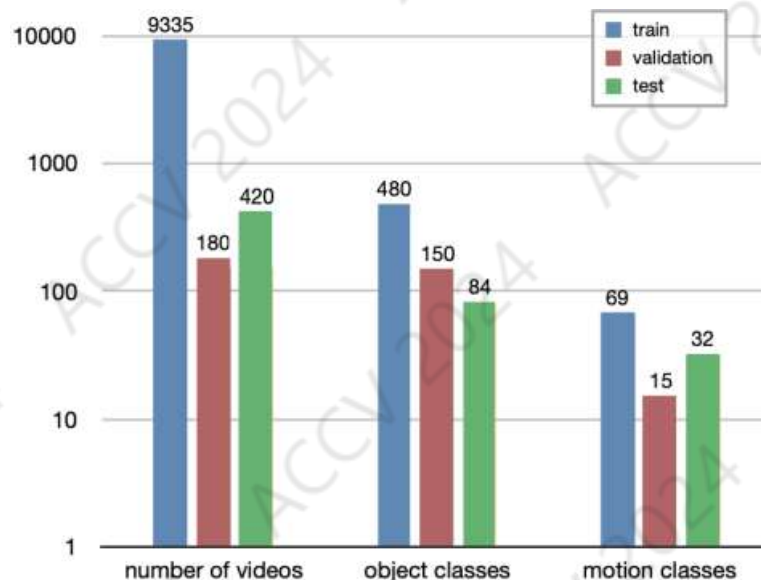


# Trend 2. More Realistic Data Environment

## • Step 3. Data strategies for model testing

### ➤ Towards **o.o.d. generalization** tests for detecting shortcuts:

- If model performance is assessed only on i.i.d. test data, we cannot tell whether the model is actually acquiring the ability we think it is, since **exploiting shortcuts often leads to deceptively good results** on standard metrics.
- **o.o.d. generalization tests should become a standard method for benchmarking models.**



***GOT-10k uses open-set evaluation (no overlap between training and testing categories) for generalization ability evaluation***

# Trend 2. More Realistic Data Environment

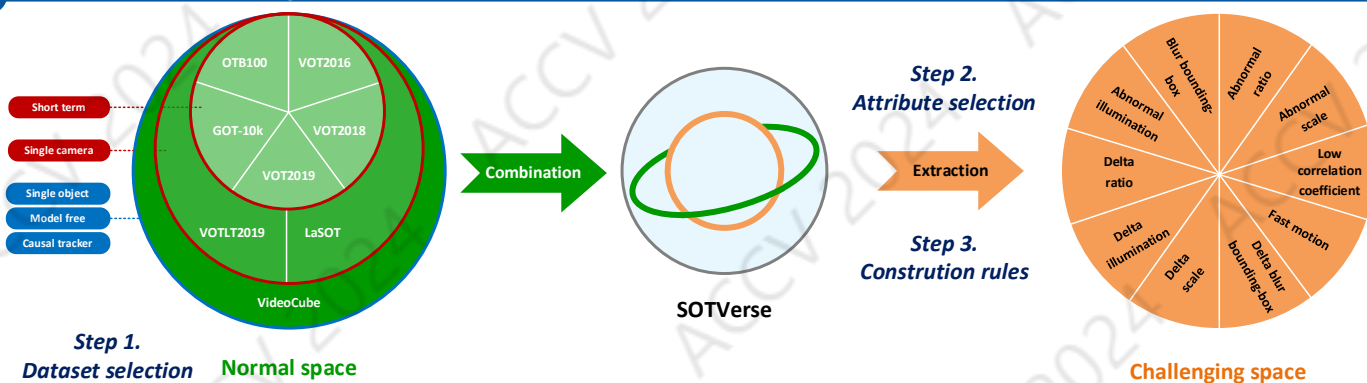
## • Example 1: SOTVerse (Dynamic and Open Task Space for VOT)

### ➤ Motivation



Existing datasets:

- **Static and closed** after construction
- **Ignore challenging factors**



Low Light



Scale Variation



Motion Blur

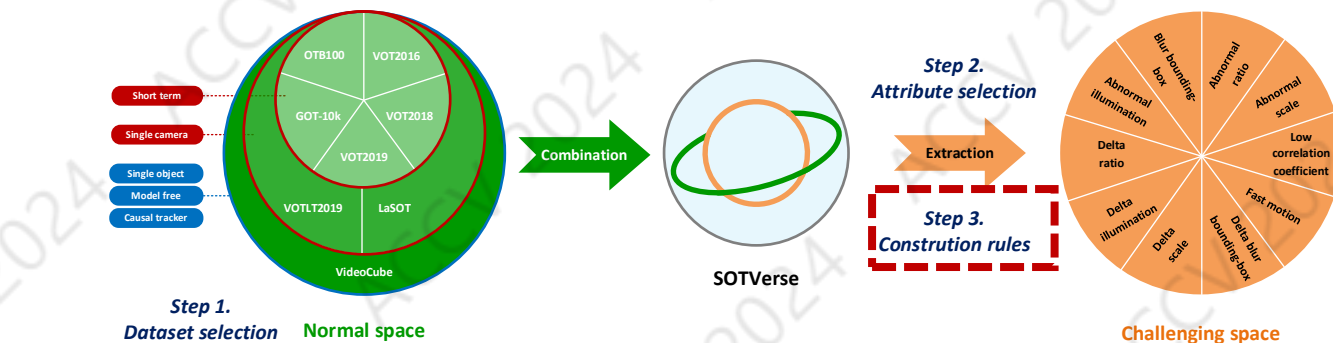
➤ Integrate diverse environments to create SOTVerse, a **dynamic and open task space** comprising 12.56 million frames.

➤ Within this task space, researchers can efficiently construct different subspaces to train algorithms, thereby improving their **visual generalization** across various scenarios.

# Trend 2. More Realistic Data Environment

## • Example 1: SOTVerse (Dynamic and Open Task Space for VOT)

- Automatically mine challenging subsequences that meet the requirements based on the research goal.



Algorithm 1 Framework of space construction.

Input:  $L$ : original sequence;  $|L|$ : the cardinality;  $S$ : the list of start points in  $L$ , sorted by frame number in ascending order;  $C$ : the list of challenging frames in  $L$ , sorted by frame number in ascending order.

Output:  $L_c$ : the set of challenging sub-sequences in  $L$ .

1<sup>st</sup> Step 1: data screening

```

1 screening set  $L_c = \emptyset$ 
2 for  $r = 0$  to  $|S| - 1$  do
3   start flag  $\alpha \leftarrow S[r]$ 
4   end flag  $\beta \leftarrow |L|$ 
5   while  $\beta > \alpha$  do
6     sub-sequence  $l \leftarrow L[\alpha : \beta]$ 
7     if  $\frac{|C \cap l|}{|l|} \geq 0.5$  then
8        $L_c \leftarrow L_c \cup \{l\}$ 
9     else
10       $\beta \leftarrow \beta - 1$ 

```

2<sup>nd</sup> Step 2: data deduplication

```

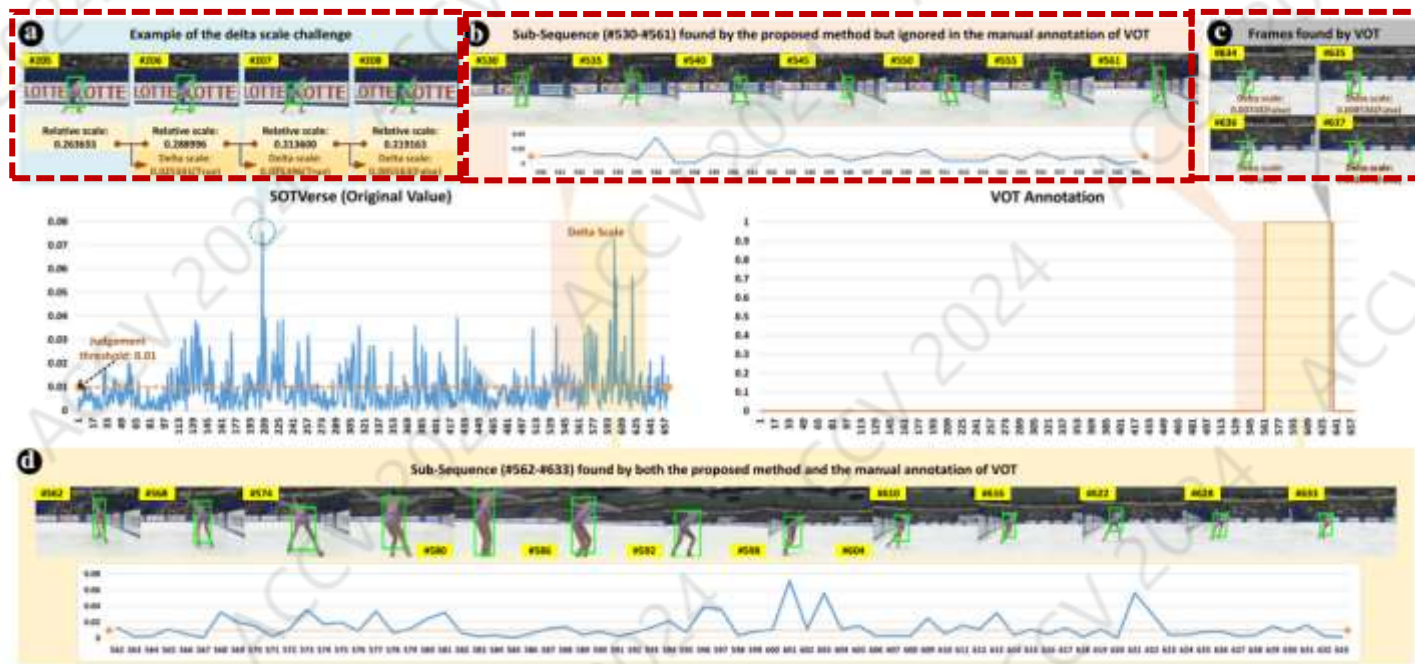
1  $L_c \leftarrow \text{DescendingSort}(L_c)$ 
2 extraction set  $L_c = \emptyset$ 
3 for  $i = 0$  to  $|L_c| - 1$  do
4   sub-sequence  $l_i \leftarrow L_c[i]$ 
5   for  $j = 0$  to  $|L_c| - 1$  do
6     sub-sequence  $l_j \leftarrow L_c[j]$ 
7     if  $\frac{|l_i \cap l_j|}{|l_i|} \geq 0.5$  then
8       if  $(j) == (|L_c| - 1) \wedge (|l_i| \geq 100)$  then
9          $l_i \leftarrow l_i \cup l_j$ 
10      else
11        $l_j \leftarrow l_j \cup l_i$ 
12
13 return  $L_c$ 

```

# Trend 2. More Realistic Data Environment

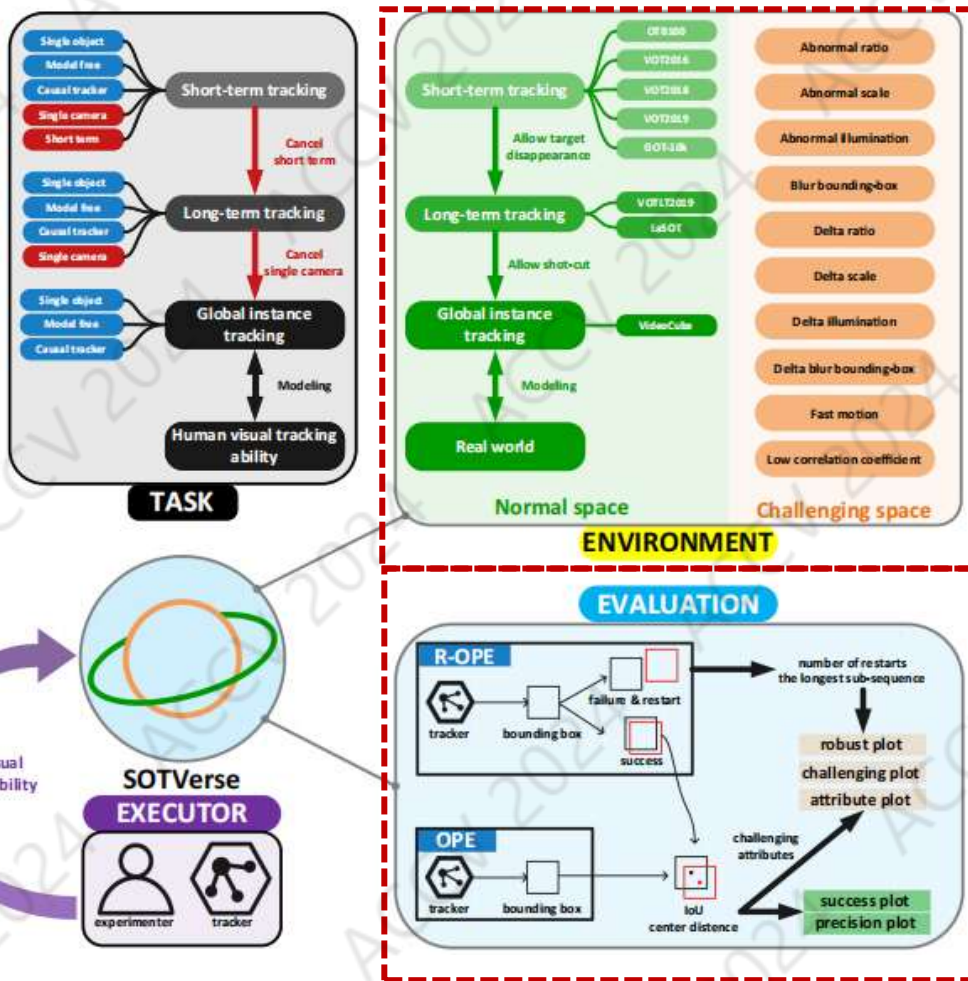
## • Example 1: SOTVerse (Dynamic and Open Task Space for VOT)

- Comparison with human manual annotations: Subspace construction strategy can effectively mine highly challenging sequences
  - Efficiently focus on **sparsely distributed** challenging video frames
  - Effectively mine challenging sequences **ignored by human manual annotation**
  - **More accurate judgment** on the starting and ending points of highly challenging sequences



# Trend 2. More Realistic Data Environment

## • Example 1: SOTVerse (Dynamic and Open Task Space for VOT)



➤ Some key issues that are masked by traditional evaluation methods:

- How does the SOTA algorithm perform when faced with difficult frames?
- To which difficult challenges are algorithms more susceptible?
- How well does the algorithm track over long sequences?



We **get nothing** by only focusing on scores under traditional evaluation methods.

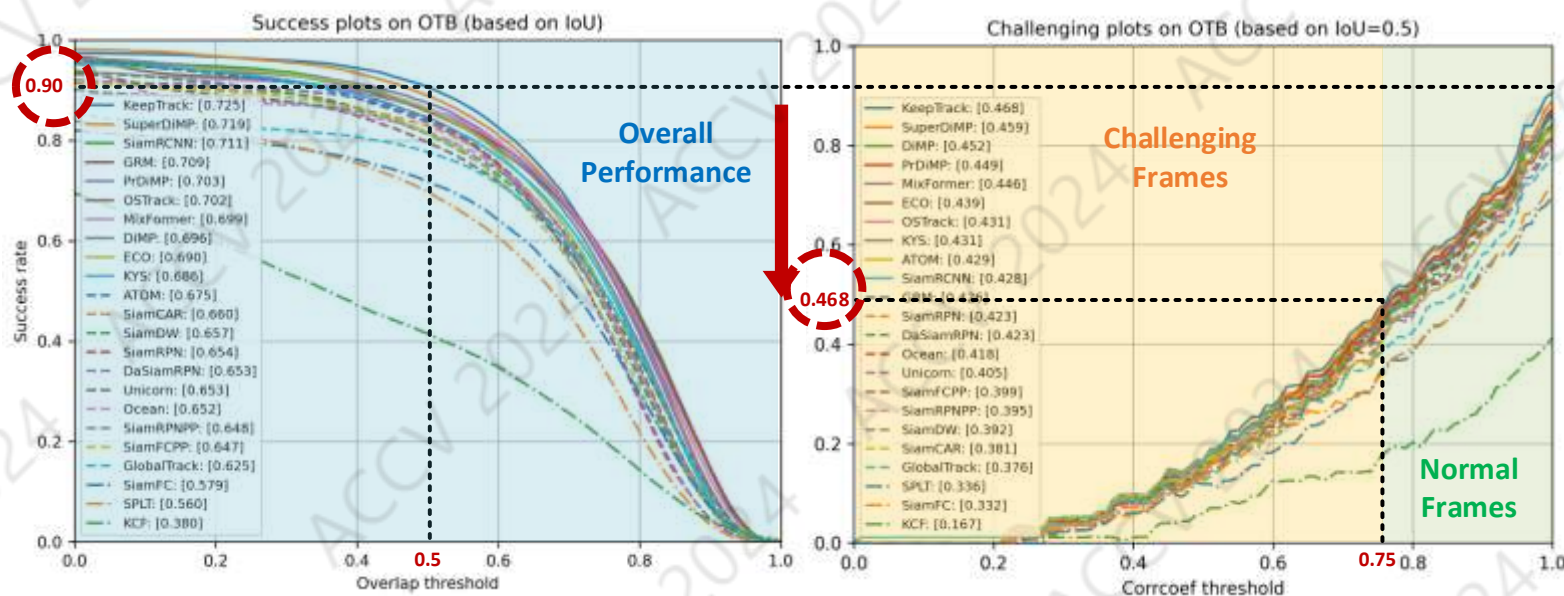
# Trend 2. More Realistic Data Environment

## • Example 1: SOTVerse (Dynamic and Open Task Space for VOT)

➤ Some key issues that are masked by traditional evaluation methods: How does the SOTA algorithm perform when faced with difficult frames?

- Difficult frame: correlation coefficient between two frames  $< 0.75$
- **Challenge plot:** Calculates the success rate of the algorithm over all difficult frames

❑ The averaging form used in existing evaluation metrics will mask the bottleneck of the algorithm's ability on difficult frames.



# Trend 2. More Realistic Data Environment

## • Example 1: SOTVerse (Dynamic and Open Task Space for VOT)

- Some key issues that are masked by traditional evaluation methods: To which difficult challenges are algorithms more susceptible?
  - Failure frame: frame where algorithm tracking fails ( $IoU < 0.5$ )
  - Successful frame: frame where the algorithm successfully tracks ( $IoU \geq 0.5$ )
  - **Attribute plot:** Find the attribute with the largest difference between the failure frame and the success frame

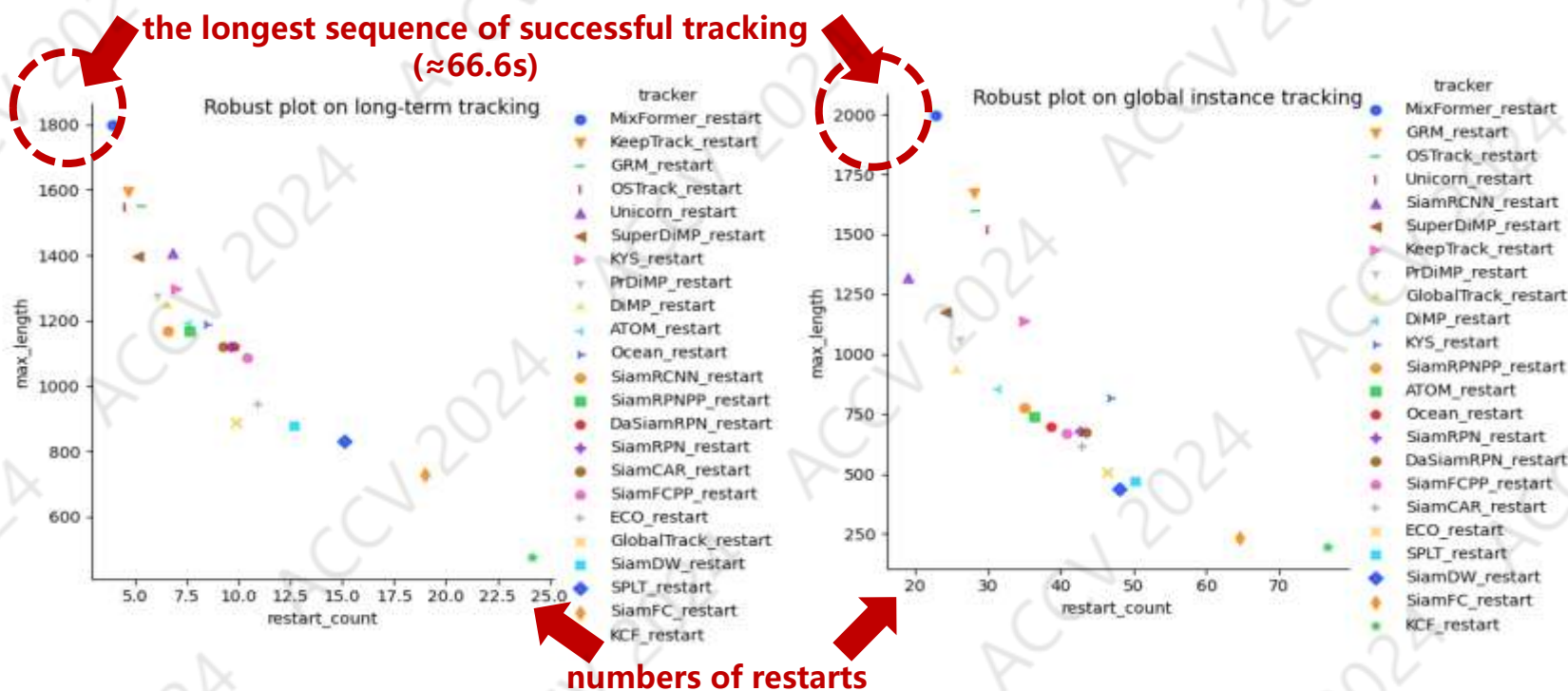


# Trend 2. More Realistic Data Environment

## • Example 1: SOTVerse (Dynamic and Open Task Space for VOT)

➤ Some key issues that are masked by traditional evaluation methods: How well does the algorithm track over long sequences?

- **Restart mechanism (R-OPE):** When an algorithm failure is detected, the algorithm is reinitialized at the nearest restart point.
- **Robust plot:** measures the number of restarts of the algorithm, and the longest sequence of successful tracking.





# Trend 2. More Realistic Data Environment

## • Example 1: SOTVerse (Dynamic and Open Task Space for VOT)

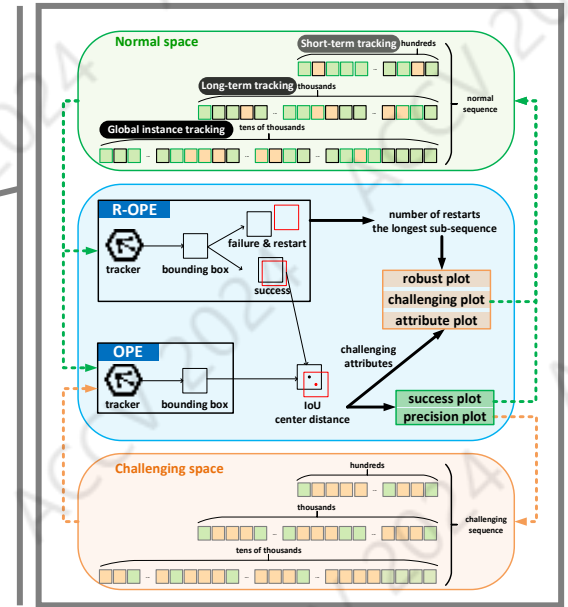
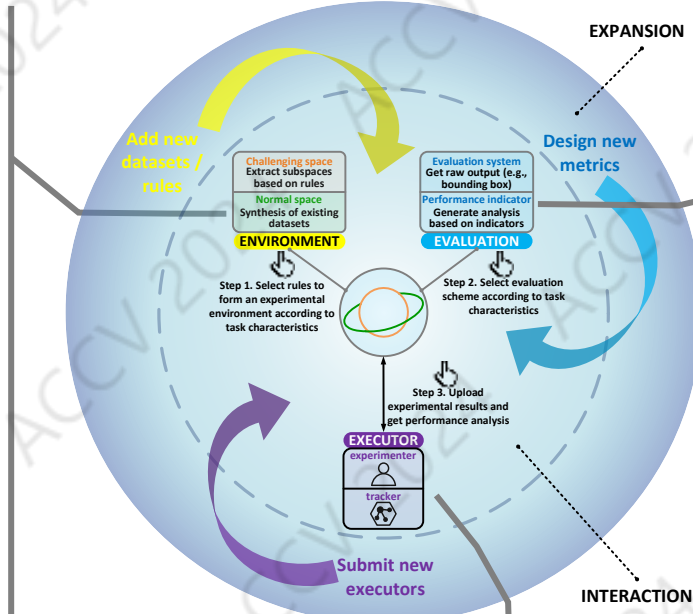
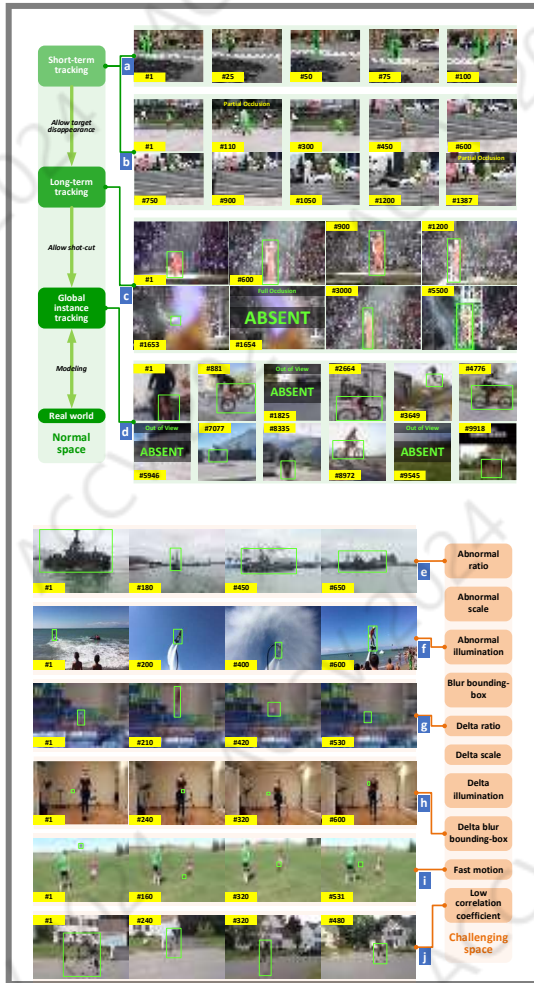


Table C4: Performance of 22 representative trackers on all sub-spaces, based on extreme ratio.

Tracker	Normal space						Challenging space						Mean	
	1:1	1:2	1:3	1:4	1:5	1:6	1:1	1:2	1:3	1:4	1:5	1:6		
CCDF	0.846	0.840	0.834	0.828	0.822	0.817	0.810	0.804	0.798	0.792	0.786	0.780	0.774	0.768
RE3D	0.838	0.832	0.826	0.820	0.814	0.808	0.802	0.796	0.790	0.784	0.778	0.772	0.766	0.760
SiamDT	0.830	0.824	0.818	0.812	0.806	0.800	0.794	0.788	0.782	0.776	0.770	0.764	0.758	0.752
SiamPRD	0.822	0.816	0.810	0.804	0.798	0.792	0.786	0.780	0.774	0.768	0.762	0.756	0.750	0.744
TheSiam2D	0.814	0.808	0.802	0.796	0.790	0.784	0.778	0.772	0.766	0.760	0.754	0.748	0.742	0.736
SiamPRDP	0.806	0.800	0.794	0.788	0.782	0.776	0.770	0.764	0.758	0.752	0.746	0.740	0.734	0.728
SPLT	0.798	0.792	0.786	0.780	0.774	0.768	0.762	0.756	0.750	0.744	0.738	0.732	0.726	0.720
SiamPRF	0.790	0.784	0.778	0.772	0.766	0.760	0.754	0.748	0.742	0.736	0.730	0.724	0.718	0.712
SiamT88	0.782	0.776	0.770	0.764	0.758	0.752	0.746	0.740	0.734	0.728	0.722	0.716	0.710	0.704
SiamPRDP2	0.774	0.768	0.762	0.756	0.750	0.744	0.738	0.732	0.726	0.720	0.714	0.708	0.702	0.696
Ours	0.766	0.760	0.754	0.748	0.742	0.736	0.730	0.724	0.718	0.712	0.706	0.700	0.694	0.688
SiamPRF2D	0.758	0.752	0.746	0.740	0.734	0.728	0.722	0.716	0.710	0.704	0.698	0.692	0.686	0.680
ADHM	0.750	0.744	0.738	0.732	0.726	0.720	0.714	0.708	0.702	0.696	0.690	0.684	0.678	0.672
EMDP	0.742	0.736	0.730	0.724	0.718	0.712	0.706	0.700	0.694	0.688	0.682	0.676	0.670	0.664
PNODEP	0.734	0.728	0.722	0.716	0.710	0.704	0.698	0.692	0.686	0.680	0.674	0.668	0.662	0.656
SuperDMF	0.726	0.720	0.714	0.708	0.702	0.696	0.690	0.684	0.678	0.672	0.666	0.660	0.654	0.648
KeyTrack	0.718	0.712	0.706	0.700	0.694	0.688	0.682	0.676	0.670	0.664	0.658	0.652	0.646	0.640
ViPTracker	0.710	0.704	0.698	0.692	0.686	0.680	0.674	0.668	0.662	0.656	0.650	0.644	0.638	0.632
OTB	0.702	0.696	0.690	0.684	0.678	0.672	0.666	0.660	0.654	0.648	0.642	0.636	0.630	0.624
GRM	0.694	0.688	0.682	0.676	0.670	0.664	0.658	0.652	0.646	0.640	0.634	0.628	0.622	0.616
BSA	0.686	0.680	0.674	0.668	0.662	0.656	0.650	0.644	0.638	0.632	0.626	0.620	0.614	0.608
GlobalTrack	0.678	0.672	0.666	0.660	0.654	0.648	0.642	0.636	0.630	0.624	0.618	0.612	0.606	0.600
Tracker	0.670	0.664	0.658	0.652	0.646	0.640	0.634	0.628	0.622	0.616	0.610	0.604	0.598	0.592

- Adapt to different experimental environments through multiple evaluation methods
- Comprehensive analysis of algorithms' bottlenecks

# Trend 2. More Realistic Data Environment

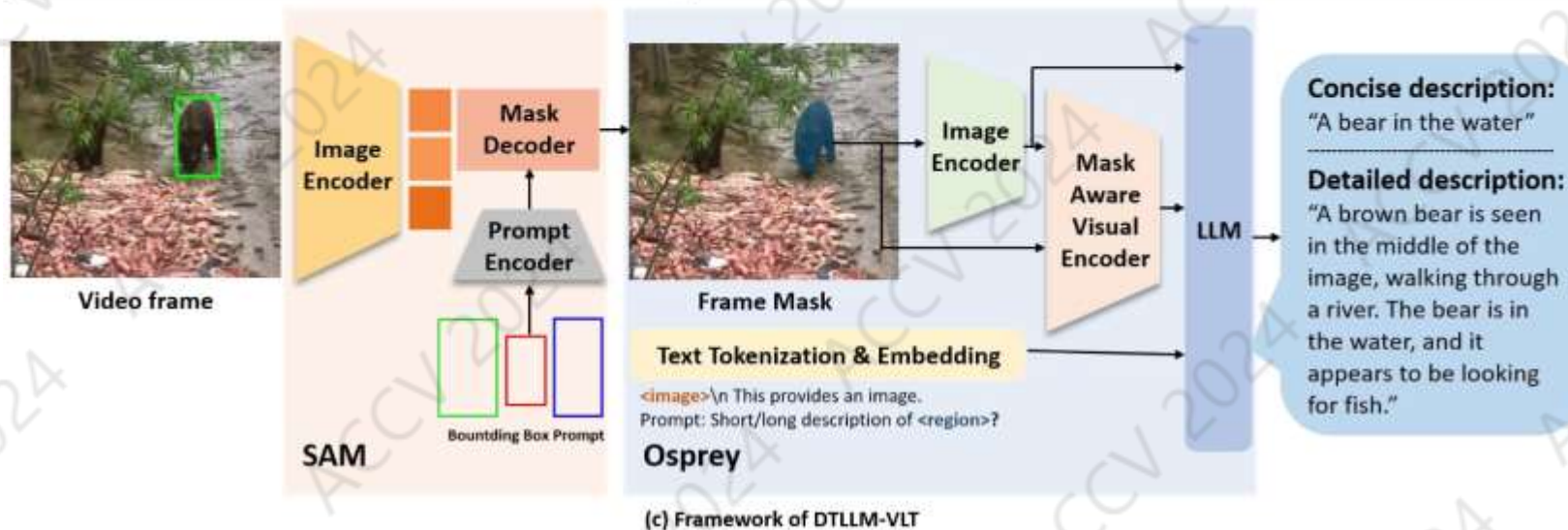
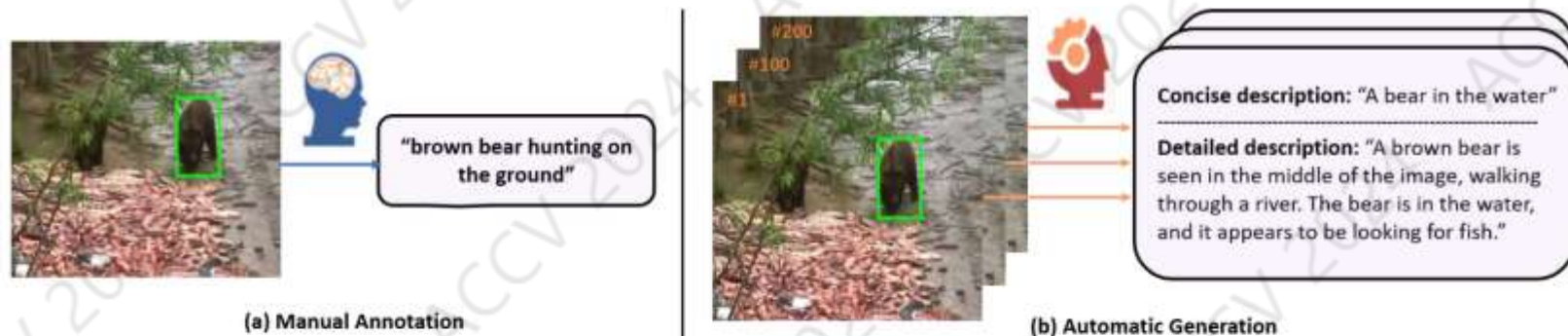
- **Example 2: DTVLT (Diverse Multimodal Benchmark for VLT)**
  - **Motivation:** Most VLT benchmarks are annotated in a **single granularity** and **lack a coherent semantic framework** to provide scientific guidance.
  - Current VLT benchmarks considers studying from different perspective :
    - **Limitations 1.** Semantic annotations in OTB99\_Lang mainly describe **the first frame**, which may **misguide the algorithm**.
    - **Limitations 2.** Sequence in MGIT has such **complex text** that they are **not conducive to algorithmic learning**.



- **Research objective :** Using **LLM** to provide **multi-granularity semantic information** for VLT from **efficient and diverse** perspectives, enabling fine-grained evaluation. This work can be extended to more datasets to support vision datasets understanding.

# Trend 2. More Realistic Data Environment

- Example 2: DTVLT (Diverse Multimodal Benchmark for VLT)
  - **Diverse texts** matter → Integrating the **LLM** into the text generation process, offer a **diverse environment** conducive to VLT research.

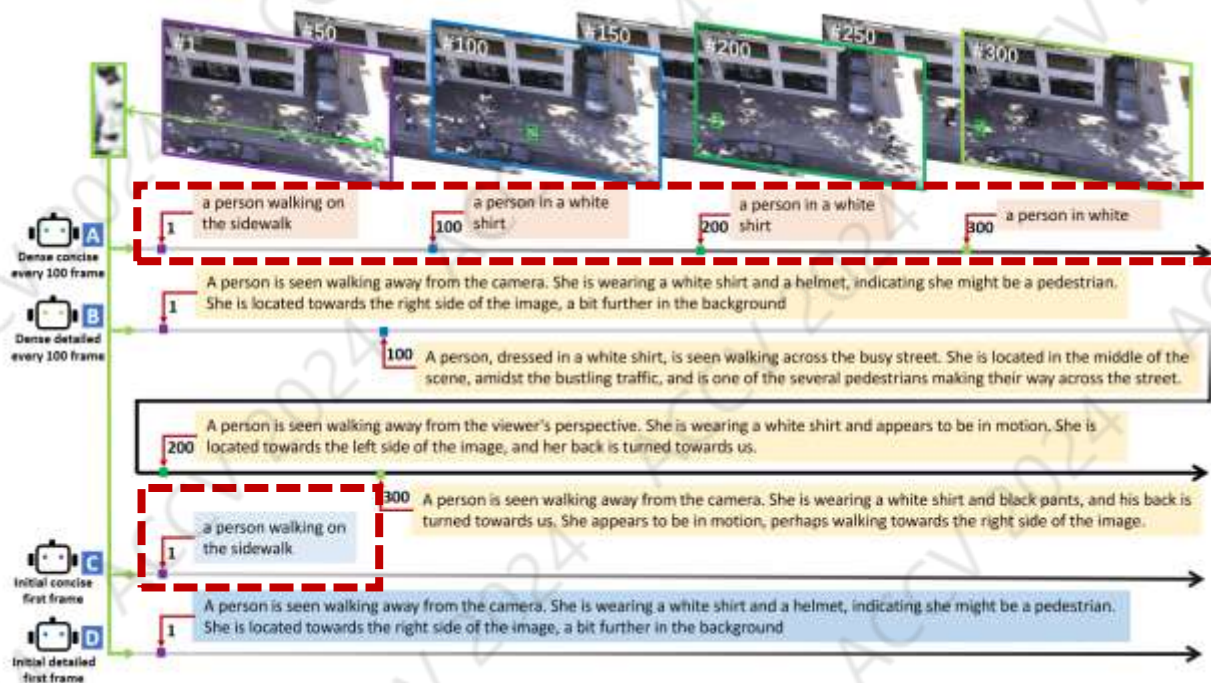


# Trend 2. More Realistic Data Environment

## • Example 2: DTVLT (Diverse Multimodal Benchmark for VLT)

### ➤ Applying **multi-granularity generation**

- **Initial texts:** Following the text annotations method in OTB99\_Lang and TNL2K, we generate text for the **initial frame** of each video.
- **Dense texts:** Considering the worst situation and infer that the algorithm lacks an efficient memory system. Consequently, at 25 FPS, equating to **every 100 frames** in 4 seconds, we supply the algorithm with relevant generated text.

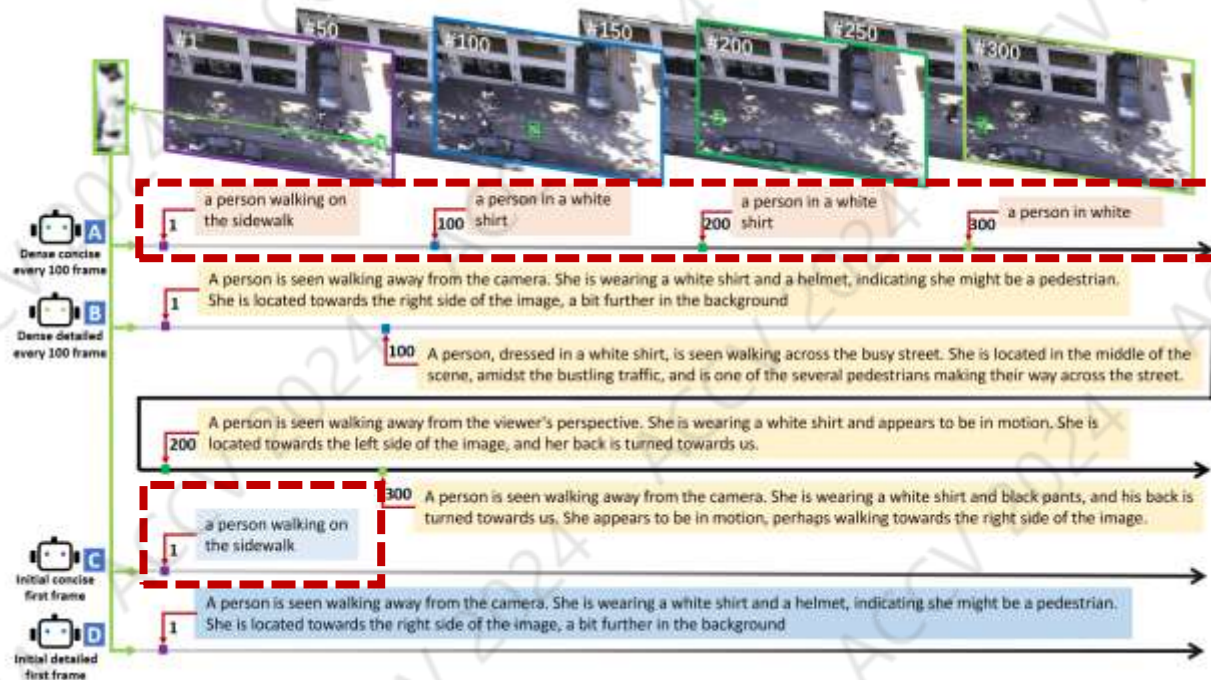


# Trend 2. More Realistic Data Environment

## • Example 2: DTVLT (Diverse Multimodal Benchmark for VLT)

### ➤ Applying **multi-granularity generation**

- **Concise texts:** If the BBox already sufficiently describes the temporal and spatial changes of the object, the text descriptions should focus on providing **essential semantic details** like the category and positions of the object.
- **Dense texts:** In cases where the BBox lacks sufficient information for effective learning by the tracker, more **elaborate texts are necessary** to compensate for the missing temporal and spatial relationships.

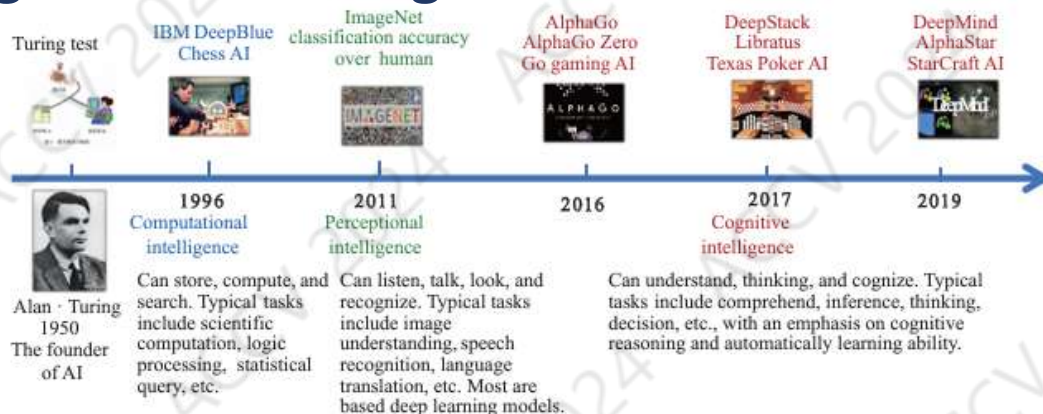




***Trend 3. More Human-like  
Executors***

# Trend 3. More Human-like Executors

- Optimizing algorithms from the perspective of human-like modeling: understanding video content more like humans.




➤ **Goal of Computer Vision Research:** Equip machines with human-like visual intelligence. The goal is to achieve machine intelligence at multiple levels.

- Computational Intelligence:** Responsible for signal processing, logical processing, and statistical calculations, serving as the foundation for higher intelligence levels.
- Perceptual Intelligence:** Involves the ability to perceive and capture visual information from the environment, such as image recognition and object detection.
- Cognitive Intelligence:** Includes memory, prediction, and reasoning capabilities, forming the basis for understanding and inferring future actions.



# Trend 3. More Human-like Executors

- Example 1. Human-like VOT via Visual Search Ability (Better Perceptual Intelligence)



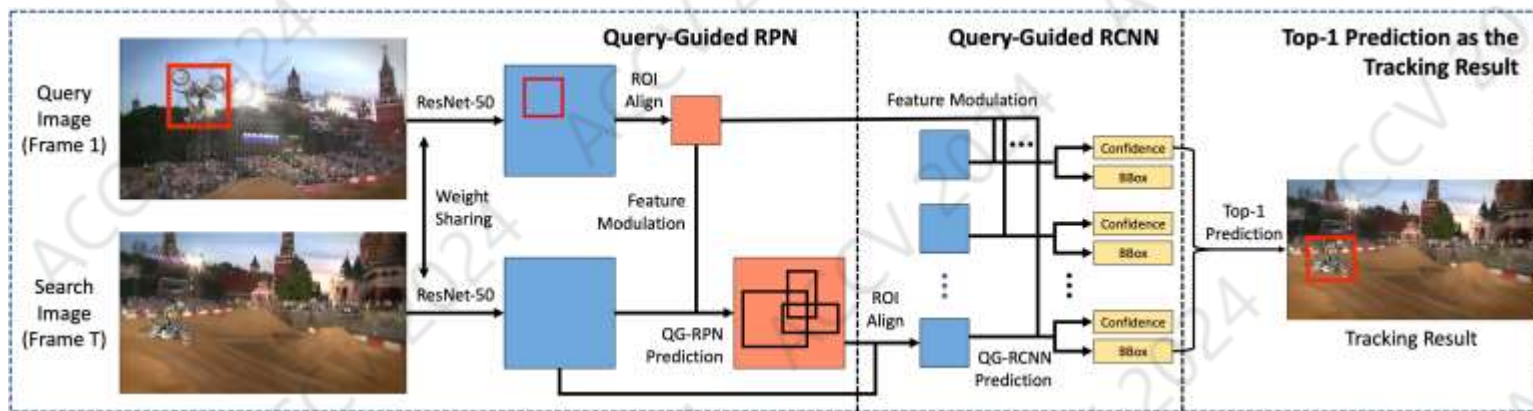
local search: applies **only to continuous motion assumption**

# Trend 3. More Human-like Executors

- Example 1. Human-like VOT via Visual Search Ability (Better Perceptual Intelligence)




- local search: applies **only to continuous motion assumption**



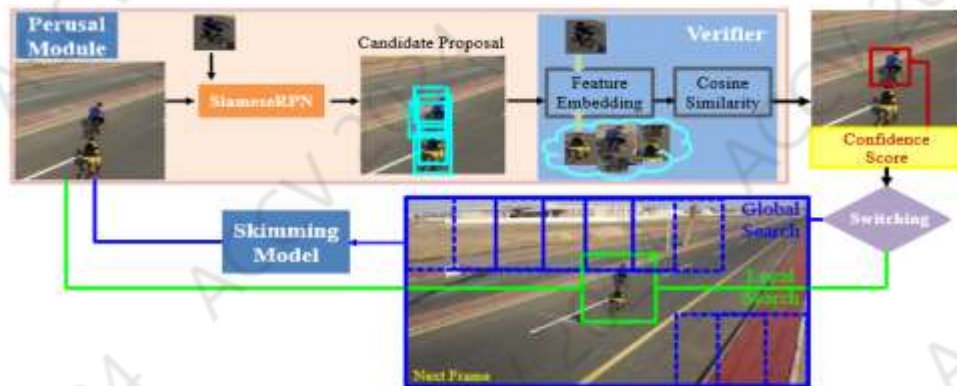
- global search: zero cumulative error, but it is **slow** and **easily interfered by background**

# Trend 3. More Human-like Executors

- Example 1. Human-like VOT via Visual Search Ability (Better Perceptual Intelligence)



- local search: applies **only to continuous motion assumption**
- global search: zero cumulative error, but it is **slow** and **easily interfered by background**

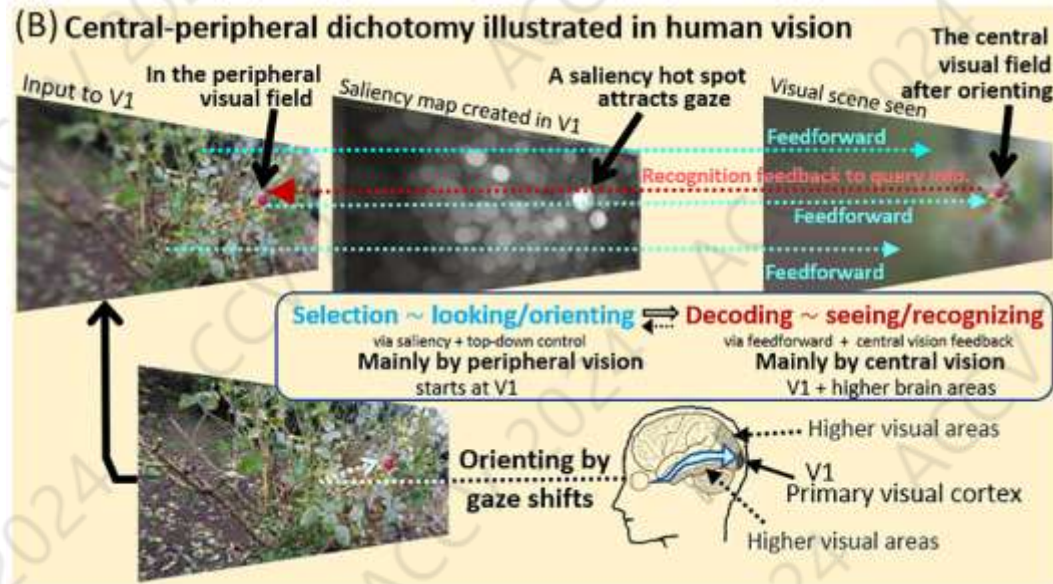


- local search + global search: good idea, but **the timing of the switch is difficult to determine**

How the human visual system accurately finds the target in a new frame?

# Trend 3. More Human-like Executors

- Example 1. Human-like VOT via Visual Search Ability (Better Perceptual Intelligence)

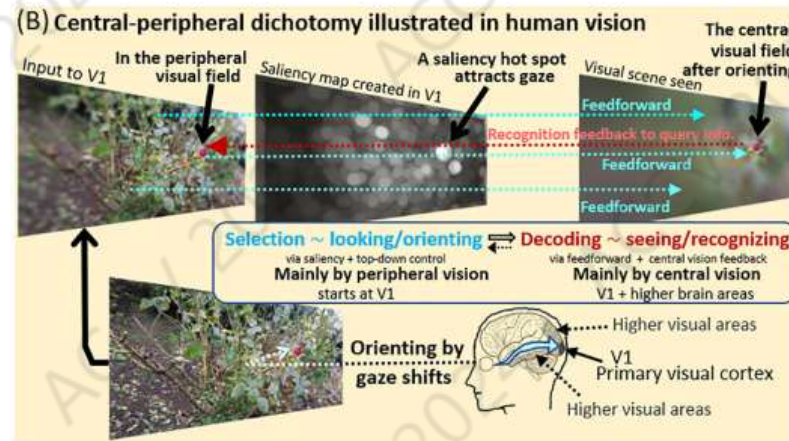


➤ **Central-Peripheral Dichotomy:** The human visual system is divided into central vision and peripheral vision, both playing distinct roles in the process of **visual perception**.

- **Peripheral Vision:** Responsible for detecting a wide visual field, mainly used for identifying salient areas in the environment.
- **Central Vision:** Responsible for fine visual processing, mainly used for target recognition and decoding.

# Trend 3. More Human-like Executors

- Example 1. Human-like VOT via Visual Search Ability (Better Perceptual Intelligence)

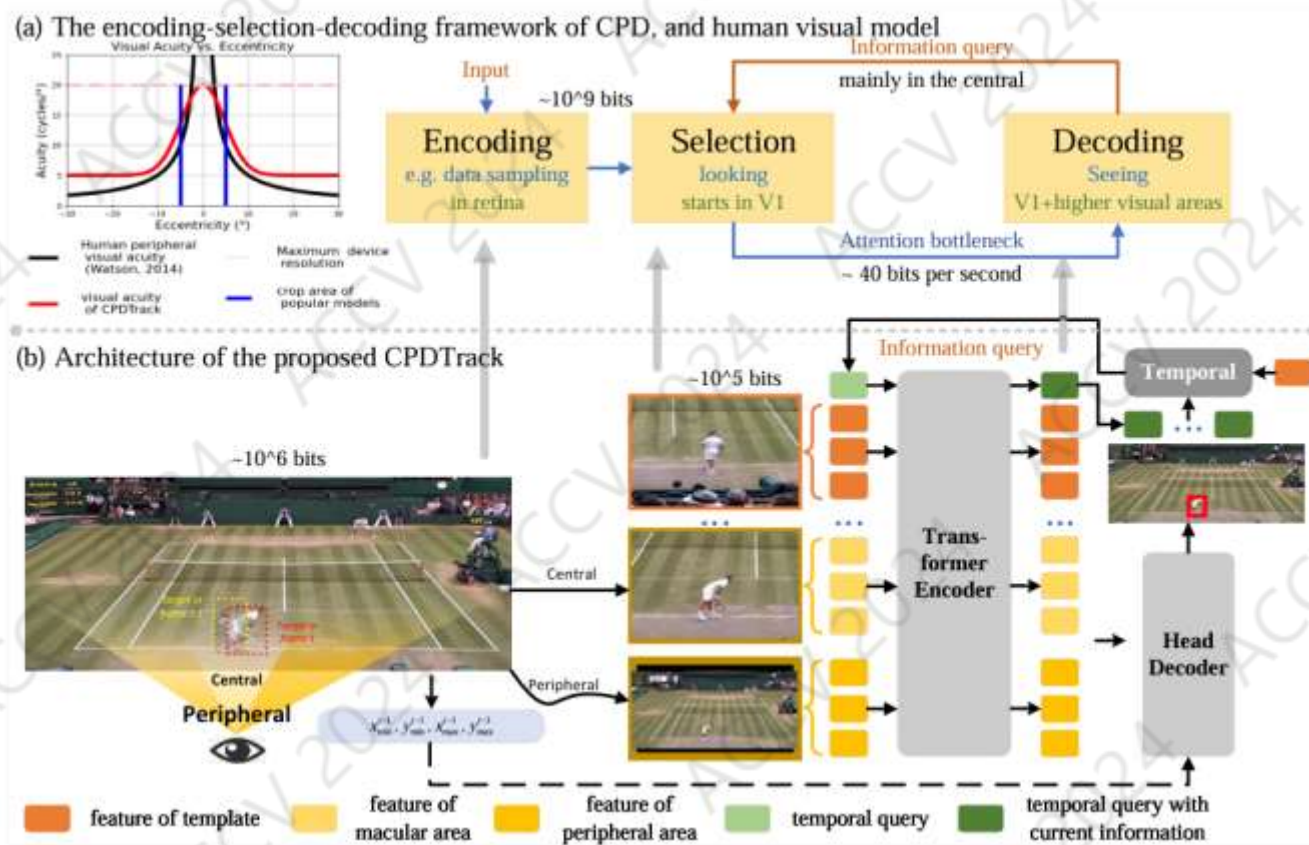


## ➤ Process of Encoding, Selection, and Decoding:

- **Encoding:** Visual information from the peripheral field enters V1, generating a saliency hotspot map for further processing.
  - **Selection:** Peripheral vision uses saliency and top-down control to guide gaze shifts to areas of interest.
  - **Decoding:** Central vision decodes detailed information of the selected area through feedforward and feedback streams, enabling object recognition and scene understanding.
- Peripheral vision **scans the environment broadly** for potential targets, while central vision **focuses on high-precision visual decoding**.

# Trend 3. More Human-like Executors

- Example 1. Human-like VOT via Visual Search Ability (Better Perceptual Intelligence)



- We constructed a model of the Central-Peripheral Dichotomy theory in cognitive science, utilizing the one-stream structure in visual object tracking.

# Trend 3. More Human-like Executors

- Example 1. Human-like VOT via Visual Search Ability (Better Perceptual Intelligence)

Table 3: Representative Benchmarks in STT, LTT, GIT and *STDChallenge Benchmark*

Subtask	Benchmark	Videos	Min frame	Mean frame	Max frame	Total frame	absent	shotcut
STT	OTB2015[5]	100	71	590	3872	59K	✗	✗
	VOT2016[54]	60	41	357	1500	21K	✗	✗
	VOT2018[55]	60	41	356	1500	21K	✗	✗
	VOT2019[44]	60	41	332	1500	20K	✗	✗
	GOT-10k[17]	10000	29	149	1418	1.45M	✗	✗
LTT	VOTLT2019[44]	50	1389	4305	29700	215K	✓	✗
	LaSOT[7]	1400	1000	2502	11397	3.5M	✓	✗
GIT	VideoCube[3]	500	4008	14920	29834	7.46M	✓	✓
LTT+GIT	<i>STDChallenge Benchmark</i>	252	1000	5192	29700	1.3M	✓	✓

We study the discontinuity of the target state in space and time (i.e., *STDChallenge*), which comprises two challenges: **absent** and **shot-cut**.

$$STD = \frac{(n_a + n_s) \cdot l_a}{l^2},$$

- We extracted sequences from LTT and GIT tasks that include the *STDChallenge* to form the ***STDChallenge Benchmark***, aiming to suppress the bias of a single dataset.
- At the same time, we **quantified the difficulty of the *STDChallenge***, taking into account the challenges of ‘disappearance-reappearance’ and ‘shot switching’ within the sequences.
- We divided the *STDChallenge Benchmark* into **three groups with different difficulty levels** based on the *STD* metric and selected five sequences from each group to form the *STDChallenge Turing*, which is used for the **Visual Turing Test**.

# Trend 3. More Human-like Executors

- Example 1. Human-like VOT via Visual Search Ability (Better Perceptual Intelligence)





# Trend 3. More Human-like Executors

- Example 1. Human-like VOT via Visual Search Ability (Better Perceptual Intelligence)



- Human results do not necessarily mean correctness, but **humans can usually quickly re-locate the target** after the STDChallenge.
- In the second image of the first row, **humans can recognize environmental factors closely related to the target.**
- In the second image of the second row, even when the target is absent, **humans are not distracted by the background.**
- In the fifth image, **humans are robust to occlusion.**

# Trend 3. More Human-like Executors

- Example 2. Human-like VLT via Memory Modeling (Better Cognitive Intelligence)



*“The gun on the table”*

## ➤ Limitations of Static Cues:

- Text-template cues are **static and fixed**, whereas objects in the video are **dynamically changing**.
- Static cues **cannot continuously provide reliable reference** for similarity matching.

# Trend 3. More Human-like Executors

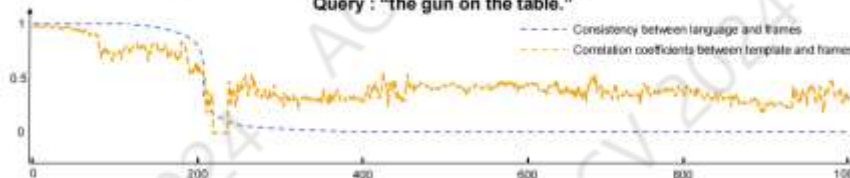
- Example 2. Human-like VLT via Memory Modeling (Better Cognitive Intelligence)



Template



Query : "the gun on the table."



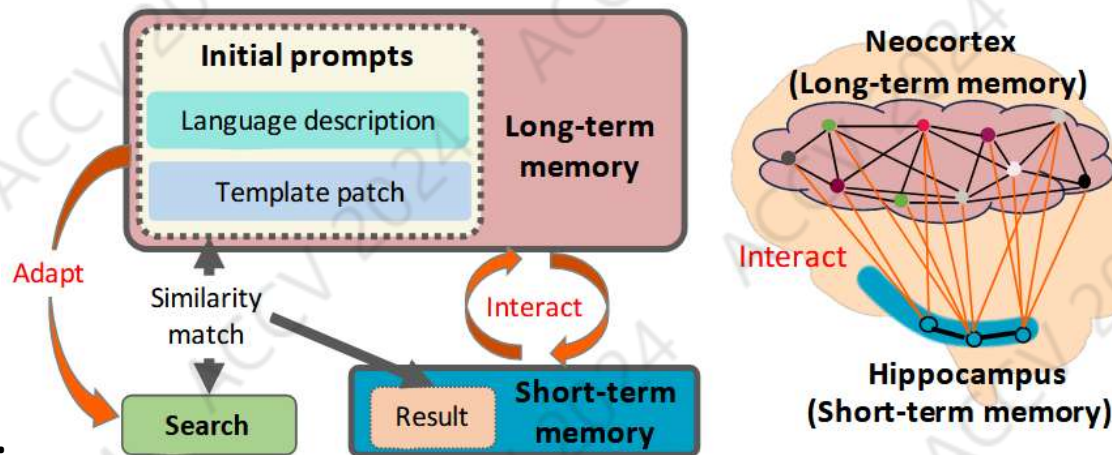
## ➤ Necessity of Introducing Temporal Information:

- **Dynamically Changing Targets:** The described scene in the text may **not align** with the actual target in the video, and the target **undergoes significant appearance changes** across frames, leading to lower matching accuracy with the image template.
- **Changing Environmental Factors:** In the video sequence, both the background and the state of the target are constantly changing, making it **difficult to handle these dynamics with static templates alone**.

## ➤ Utilize Temporal Information to Provide Dynamic Cues: By introducing temporal information, the tracking task can make use of frame-to-frame changes, enabling better target localization and tracking.

# Trend 3. More Human-like Executors

- Example 2. Human-like VLT via Memory Modeling (Better Cognitive Intelligence)

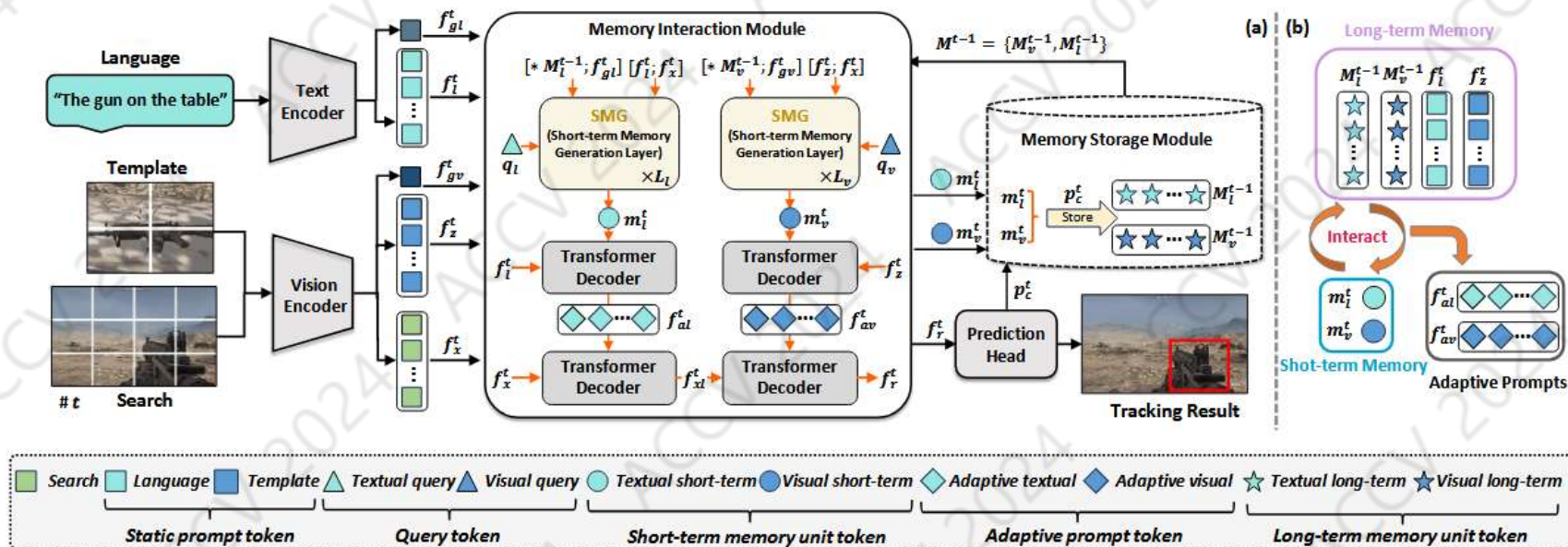


## ➤ MemVLT:

- Aims to address the issue where static, fixed multimodal cues struggle to continuously guide tracking of dynamically changing targets.
- Based on **complementary learning theory**, it models and stores dynamic changes in the target and adjusts the static template accordingly.
  - ❑ The human brain has two areas for storing memories: the **hippocampus for short-term memory** and the **neocortex for long-term memory**.
  - ❑ The **interaction between long and short-term memory** promotes human adaptation to different environments.

# Trend 3. More Human-like Executors

- Example 2. Human-like VLT via Memory Modeling (Better Cognitive Intelligence)



## ➤ Core Design:

- **Memory Interaction Module:** Models dynamic changes in the target and adjusts the static template.
- **Memory Storage Module:** Stores the dynamic features of the target.

# Trend 3. More Human-like Executors

- Example 2. Human-like VLT via Memory Modeling (Better Cognitive Intelligence)



***Trend 4. More Intelligent  
Evaluation***

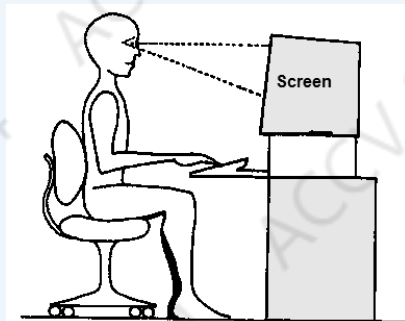
# Trend 4. More Intelligent Evaluation ACCV

- How to evaluate dynamic visual intelligence?



**Bernell's Rotator**

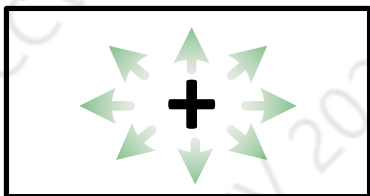
The dynamic visual acuity values are recorded as a combination of **visual acuity** and **speed** in rpm.



The DynVA is a computer software designed to assess DVA. The researcher can select the optotype to be presented in the two forms of the test: **(a) Size Series; (b) Speed Series.**



**Human**



**Neuroscience:**  
simple symbol on high-contrast background



**Machine**



**Computer vision:**  
various targets in large-scale datasets



# Trend 4. More Intelligent Evaluation ACCV

## • How to evaluate dynamic visual intelligence?

- **Existing research:** Integrating human-machine evaluation into a unified framework for comparison and analysis is challenging due to **discrepancies across various research areas.**



- **Keypoint:** Designing a universal framework for evaluating dynamic visual abilities in humans and machines.

S. Hu, X. Zhao, Y. Wang, et al, "Nearing or surpassing: Overall evaluation of human-machine dynamic vision ability," Preprint, 2023.

S. Hu, X. Zhao, and K. Huang, "Visual intelligence evaluation techniques for single object tracking: A survey (单目标跟踪中的视觉智能评估技术综述)," Journal of Images and Graphics (《中国图象图形学报》, Top Chinese Journal), 2023.

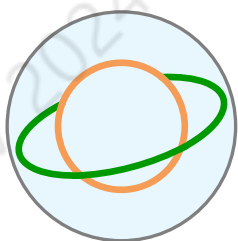
# Trend 4. More Intelligent Evaluation ACCV

## • How to evaluate dynamic visual intelligence?

### ➤ Environment:

- Provide a thorough evaluation environment of the **perceptual**, **cognitive**, and **robust** tracking abilities of humans and machines.


□ **87 sequences, 17 themes, 245k frames**



*quickly build a task space based on research goals*

Table 1: Information on environment settings.

Task Settings		Characteristics		Ability	Group	Frames
		Target Absent	Shot-cut			
Short-term tracking (Target presents from beginning to end)		N	N	Perception	A	500-1,000
Long-term tracking (Target may disappear and reappear in a single shot)		Y	N		B	1,000-2,000
Global instance tracking (Target may disappear and reappear in multiple shots)		Y	Y		C	1,000-2,000
Short-term tracking with challenging factors (Target presents from beginning to end)	Challenging factors in single frame	N	N	Perception and robustness	D	5,000-10,000
					E	1,000-2,000
					F	5,000-10,000
					G	15,000-30,000
	Challenging factors between consecutive frames				H	
					I	
					J	
					K	
					L	
					M	
					N	
O						
P						
Low correlation coefficient	Q					



# Trend 4. More Intelligent Evaluation ACCV

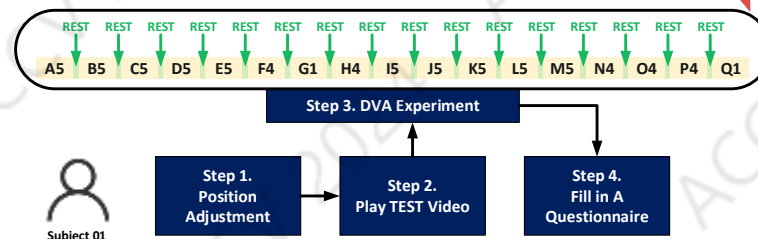
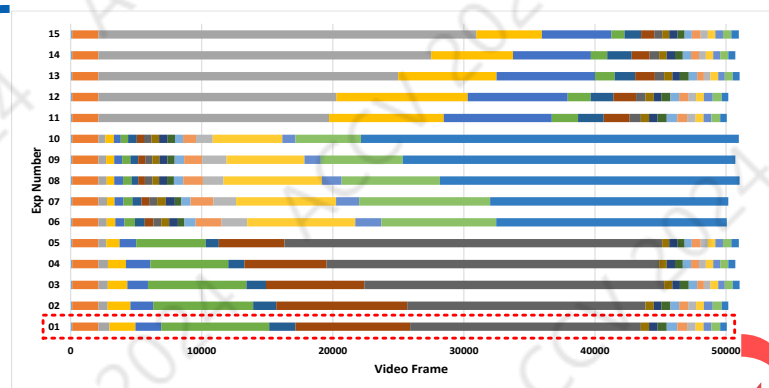
## • How to evaluate dynamic visual intelligence?

### ➤ Executors:

- 20 representative algorithms (different architecture)
- 15 human subjects were selected to participate in the visual tracking tasks, and their **behavior** was recorded (with a **self-developed program** by python)

Table 2: The performance (based on  $NP_{L3}^w$ ) about human subjects and 20 representative models (SNN-Siamese Neural Network. CF-Correlation Filter. CNN-Convolutional Neural Network. Red, magenta and cyan represent the top-3 machines).

Executor	Ariteiture	Characteristic	Score
Subject_Top	-	The best performance of subjects	0.891
Subject_Mean	-	The mean performance of subjects	0.853
Subject_Bottom	-	The worst performance of subjects	0.801
MixFormer (Cui et al. (2022))	Custom networks	Transformer-based framework	0.766
KYS (Bhat et al. (2020))	Custom networks	Scene information	0.528
GlobalTrack (Huang et al. (2019))	Custom networks	Zero cumulative error	0.645
KeepTrack (Mayer et al. (2021))	SNN+CF	Target candidate association	0.718
SuperDiMP (Danelljan et al. (2020))	SNN+CF	Probabilistic regression	0.701
PrDiMP (Danelljan et al. (2020))	SNN+CF	Probabilistic regression	0.683
DiMP (Bhat et al. (2019))	SNN+CF	Better discriminative ability	0.597
ATOM (Danelljan et al. (2018))	SNN+CF	Combine SNN with CF	0.506
SiamRCNN (Voigtlaender et al. (2020))	SNN	Re-detection mechanism	0.748
Ocean (Zhang & Peng (2020))	SNN	Anchor-free	0.635
SiamFC++ (Xu et al. (2020))	SNN	Anchor-free	0.512
SiamCAR (Guo et al. (2020))	SNN	Anchor-free	0.480
SiamDW (Zhang & Peng (2019))	SNN	Deeper and wider backbone	0.558
SPLT (Yan et al. (2019))	SNN	Local search and global search	0.610
SiamRPN++ (Li et al. (2018a))	SNN	Deeper backbone	0.662
DaSiamRPN (Zhu et al. (2018))	SNN	Data augmentation	0.528
SiamRPN (Li et al. (2018b))	SNN	Region proposal network	0.495
SiamFC (Bertinetto et al. (2016))	SNN	Originator of SNN-based trackers	0.285
ECO (Danelljan et al. (2017))	CNN+CF	Combine CNN with CF	0.377
KCF (Henriques et al. (2015))	CF	Representative CF-based method	0.270

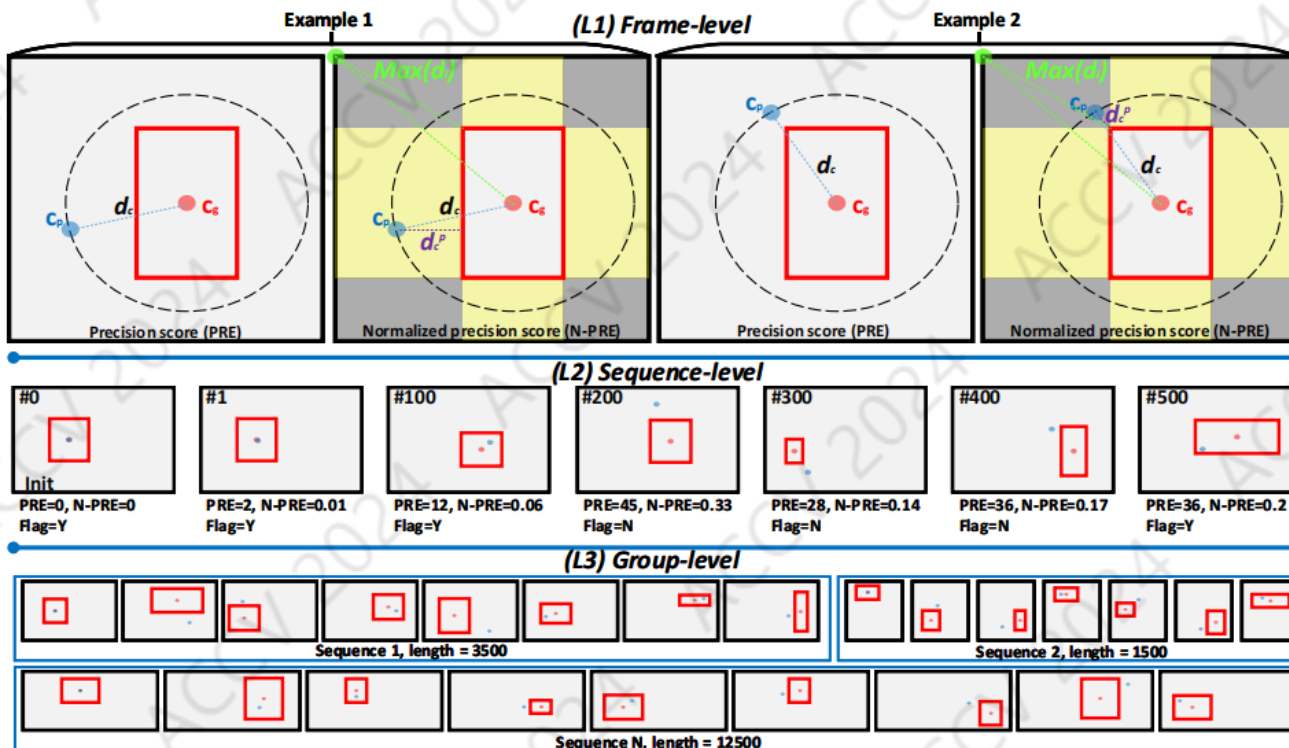


# Trend 4. More Intelligent Evaluation ACCV

## • How to evaluate dynamic visual intelligence?

### ➤ Evaluation:

- Provide **universal multi-granularity evaluation indicators** (frame → sequence → group) for humans and machines tailored to task characteristics.

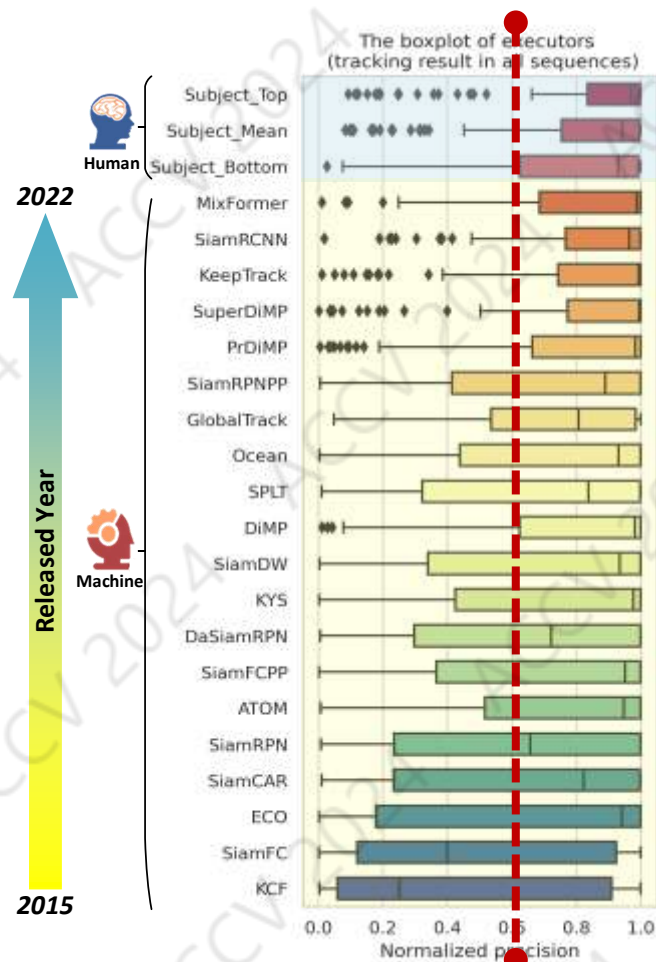


# Trend 4. More Intelligent Evaluation ACCV

- How to evaluate dynamic visual intelligence?

- Comprehensive comparison of human-machine dynamic vision capabilities:

- Human dynamic vision ability is **overall better** than most algorithms.
- The current SOTA algorithm is close to the lower bound of human capabilities, and **the gap between the two is narrowing**.

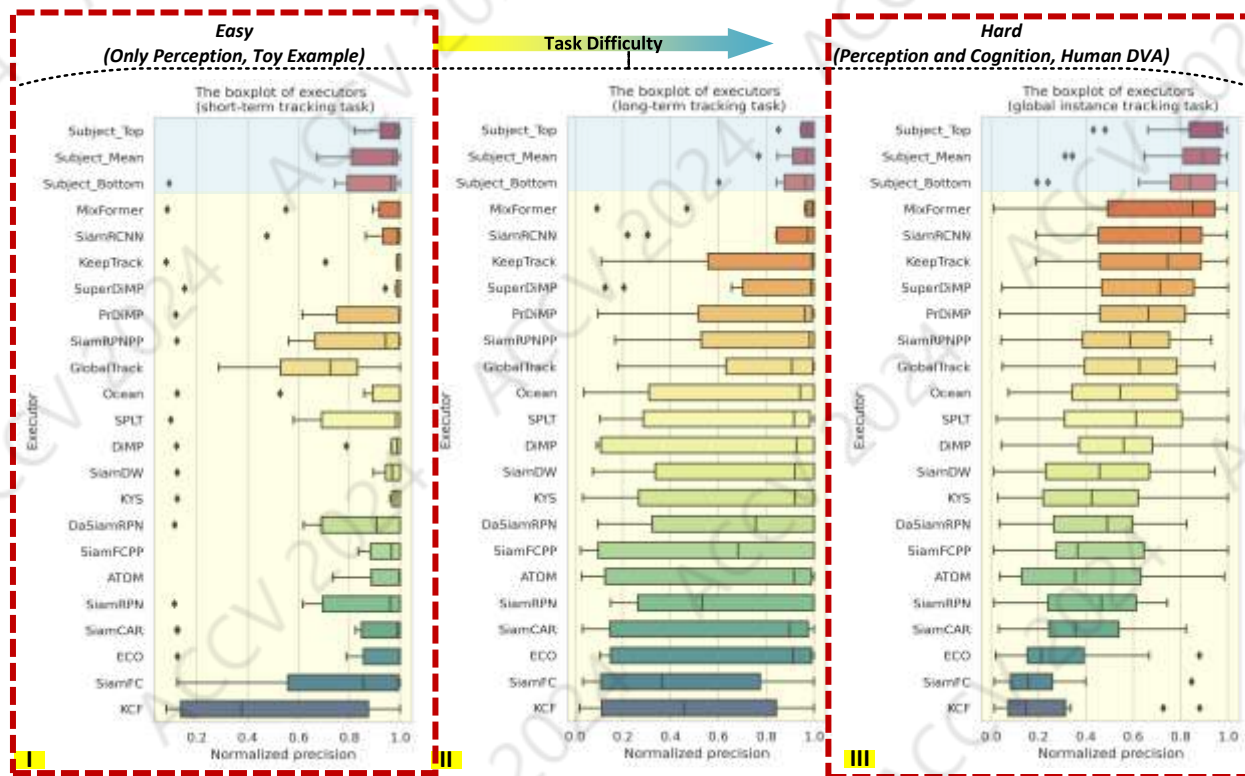


# Trend 4. More Intelligent Evaluation ACCV

- How to evaluate dynamic visual intelligence?

- Comprehensive comparison of human-machine dynamic vision capabilities:

- Algorithms are **similar in perception** to humans.
- There is still **a certain gap in cognitive abilities** between algorithms and humans.



S. Hu, X. Zhao, Y. Wang, et al, "Nearing or surpassing: Overall evaluation of human-machine dynamic vision ability," Preprint, 2023.

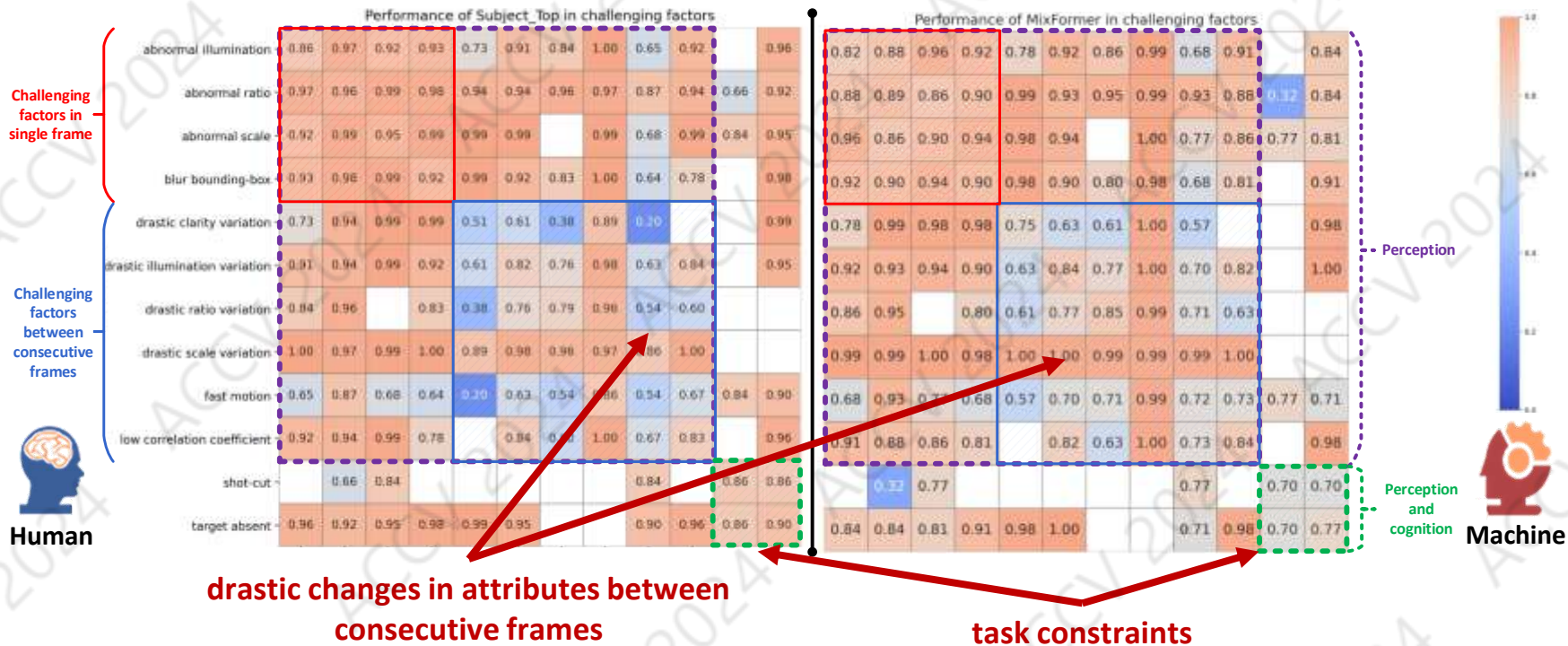
S. Hu, X. Zhao, and K. Huang, "Visual intelligence evaluation techniques for single object tracking: A survey (单目标跟踪中的视觉智能评估技术综述)," Journal of Images and Graphics (《中国图象图形学报》, Top Chinese Journal), 2023.

# Trend 4. More Intelligent Evaluation ACCV

## • How to evaluate dynamic visual intelligence?

### ➤ Comprehensive comparison of human-machine dynamic vision capabilities:

- **Task constraints (such as camera switching)** have a greater impact on the machine.
- **Drastic changes in attributes between consecutive frames** (such as fast motion) are challenging for both humans and machines.



S. Hu, X. Zhao, Y. Wang, et al, "Nearing or surpassing: Overall evaluation of human-machine dynamic vision ability," Preprint, 2023.

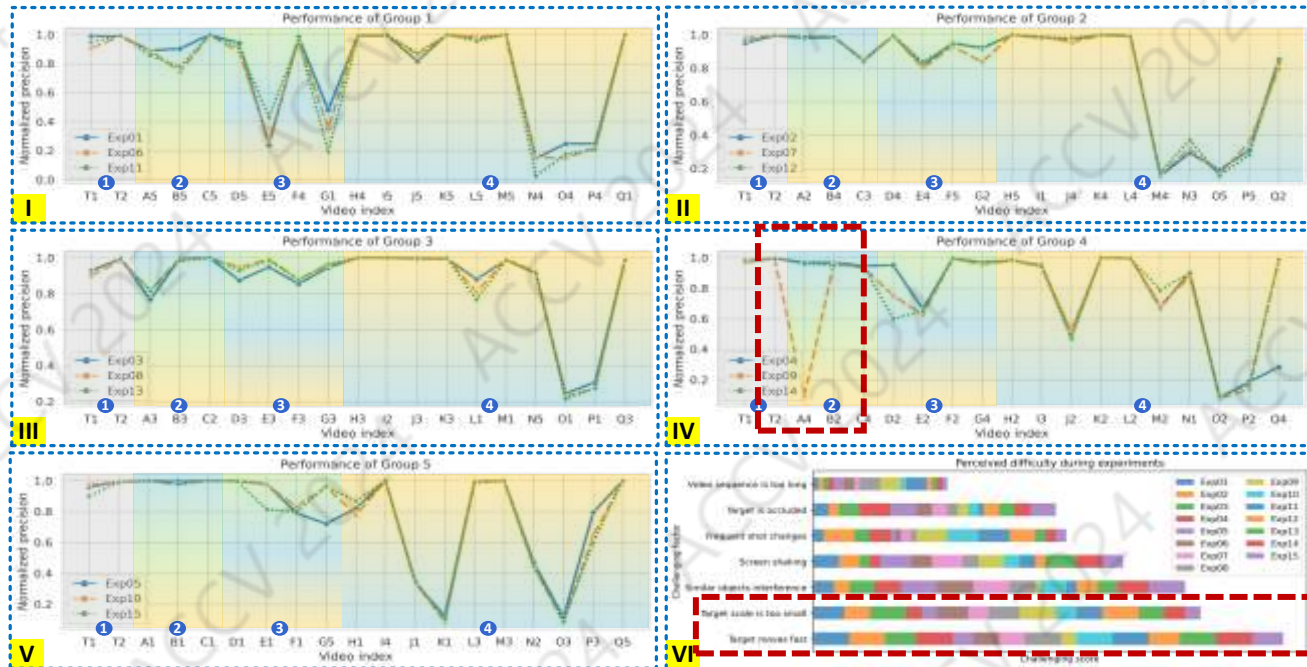
S. Hu, X. Zhao, and K. Huang, "Visual intelligence evaluation techniques for single object tracking: A survey (单目标跟踪中的视觉智能评估技术综述)," Journal of Images and Graphics (《中国图象图形学报》, Top Chinese Journal), 2023.

# Trend 4. More Intelligent Evaluation ACCV

## • How to evaluate dynamic visual intelligence?

### ➤ Human Subject Performance Analysis:

- Human subjects also **make careless mistakes**.
- The questionnaire showed that most subjects found it **difficult to track fast-moving targets and small targets**.






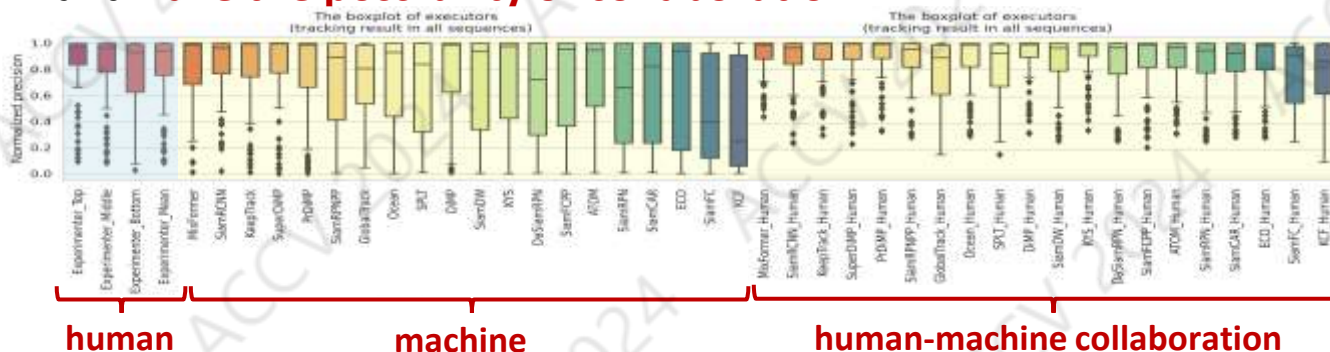
# Trend 4. More Intelligent Evaluation ACCV

## • How to evaluate dynamic visual intelligence?

### ➤ A simple human-machine collaboration experiment:



- A simple human-machine collaboration experiment shows that dynamic visual capabilities: **machine < human < human-machine collaboration**.
- In dynamic vision tasks, humans and machines each have their own strengths and **have the possibility of collaboration**.



human

machine

human-machine collaboration



Evaluation



Algorithm



## Decoupling visual capabilities:

- The visual object tracking task involves the coupling of multiple capabilities such as **observation, memory, and reasoning**.
- Therefore, the task can be further **decomposed**, and the intelligence of the algorithm can be more comprehensively analyzed and evaluated through a **fine-grained evaluation scheme**.



Evaluation




Algorithm



## Optimize the measurement method:

- Use a high-precision eye tracker and set up a rigorous eye movement experiment environment, or design a new human visual tracking ability measurement solution (such as conducting experiments based on a **mouse** or **touch screen**).





Evaluation



Algorithm



## Exploring the characteristics of the subjects:

- Studies have shown that factors such as the subjects' **physiological characteristics, cognitive state, and personal traits** all have a certain impact on dynamic visual ability.
- How to select task objects based on the characteristics of the subjects to ensure that **the subject group is representative** is worthy of further analysis by researchers.



Evaluation



Algorithm



**Visual modality target tracking algorithm:**

- It can explore **a better mechanism for utilizing dynamic visual information** and strike a balance between the effective utilization of accumulated errors and temporal dependencies.



Evaluation



Algorithm



## Multimodal target tracking algorithm:

- Mature basic models in the fields of natural language processing and static vision can be introduced to improve the limitations of the algorithm in **long text processing and multimodal information alignment.**



Evaluation



Algorithm



## Expanding the human-machine collaboration mechanism:

- The human-machine collaboration mechanism can be further expanded to provide support for downstream tasks and practical applications. For example, **multiple rounds of human-machine interaction** experiments can be conducted during a single tracking process to observe whether the machine model's understanding of human intentions changes during the tracking process.

# Thanks for listening!

## *2024.12.09 in Hanoi, Vietnam*

### Prof. Xin Zhao (赵鑫)

- Professor in University of Science and Technology Beijing (USTB)
- <https://www.xinzhaoui.com/>
- xinzhao@ustb.edu.cn

### Dr. Shiyu Hu (胡世宇)

- Research Fellow in Nanyang Technological University (NTU)
- <https://huuuuusy.github.io/>
- shiyu.hu@ntu.edu.sg



Scan to download  
this tutorial PPT